



ERGONOMIC COMFORT DESIGN  
*Leaders In Ergonomic Seating Solutions*

# PRICE LIST | 2019



## Table of Contents

About ECD and Warranty	3
Terms and Conditions	4
Kyos – 5800 Series	6
InMotion – 6800 Series	7
Alexis – 200 Series	8
MaxWell – MW200 Series	11
Fast-Track – 300 Series	13
Metropolis – 500 Series	15
Renaissance – 700 Series	17
EZ Task – 900 Series	19
Vive – 1300 Series	21
Trudeau – 1600 Series	24
Lab Mini – 2200 Series	27
Lab Pro – 2300 Series	29
Quest – 2500 Series	31
Quest Lite – 2600 Series	33
Logixx – 3150 Series	36
Tuscany – 2800 Series	38
QT – 2900 Series	40
QTU – 3900 Series	42
Pursue – 3600/3700 Series	44
Variant – 3000 Series	46
Conference Chairs	47
Component Prices	49

## Notes:

## About ECD

### Our Commitment

ECD is committed to building a product by applying the latest available technology and methods of production. ECD's Ergonomic Office Seating provides you with a healthy choice to give you the correct ergonomic solution to the needs of your high-tech working environment without sacrificing styling or design. We are also committed to professional, top-quality customer service and responsiveness to your needs, so that we may guaranty you full customer satisfaction.

### Our Goal

ECD's goal is to become a leader in our industry by providing a product designed for a healthier working environment.

### Our Responsiveness

ECD will strive to build product considering the users needs and evaluation of the product. Then we determine ways to implement those desired improvements. We request your help by suggesting any products or features you consider important to your particular need.

### Our Warranty

Ergonomic Comfort Design makes every effort to improve the manufacturing process of its product by implementing the latest technology and method of production available with the highest standard of quality. We also take pride and pay special attention to inspect the quality of each individual unit before it is approved for shipment. In the unlikely event a product should fail, and service is deemed necessary under the warranty, Ergonomic Comfort Design warrants its product to the original retail dealer as follows:

#### Standard 8-Hour Use Warranty

- 10-year warranty for pneumatic cylinders, all frame parts, ratchets, bases, casters, controls, arm mechanisms, armpads, foam, and adjustable lumbar option.
- 3 year warranty on upholstery materials such as fabric, vinyl, and leathers, under normal commercial use not to exceed a forty hour work week (COM/COL fabrics/leathers not covered.)

#### Intensive Use (24/7) Models (multi-shift applications) Warranty

- 5 year warranty for all frame parts, casters, bases, controls, pneumatic cylinders, and arm mechanisms.

#### Model 509JSXTXLS

- 1 year warranty for all components

All above warranty coverage is for parts and includes pre-approved labor reimbursement for the first 3 years. Labor is paid in the form of an account credit to the servicing dealer.

Normal wear and tear of damages from neglect, accidental or intentional are not covered under this warranty. To place a clear understanding of the warranty, contact the dealer from whom the product was purchased with proof of date of purchase. Repair or replacement of different part(s) will be made through the dealer. The cost of packaging and shipping of chair parts to and from the dealer or factory is not covered through warranty.

## Terms and Conditions

### Terms

Net 30 days from date of invoice. A charge of 1.5% (18% per annum) will be made on all past due accounts. Non-rated or new accounts: Payable terms C.I.A., C.O.D. on initial orders, and with a 50% deposit required on special orders.

### Pricing

Prices are subject to change without notice, and are subject to ECD's pricing at the time of the order. Price quotations for special projects from the factory must be in writing and will be valid for a period of 30 days. This includes freight quotes.

### Ordering Information

Phone: (951) 277-1558

The customer assumes the responsibility of supplying the correct and necessary information when placing an order. Orders placed by phone must be supported by a confirming purchase order or FAX to (951) 277-2880 before the order will be processed.

Orders may be mailed to:  
Ergonomic Comfort Design, Inc.  
P.O. Box 79018  
Corona, CA 92877-0167

### All orders must include the following information for accuracy:

- Quantity
- Catalog part number or model, fabric grade and color
- Description and special instructions
- Approximate date required
- Method of transportation
- Complete bill to and shipping address
- Purchase order number and date
- Signature of person placing order

### Order Acknowledgement

All orders will be acknowledged by ECD immediately either by FAX or email after orders are entered into our system. Should the customer find any discrepancy, please notify our company for correction immediately.

### Orders put on hold

All orders will be put on hold from production for past due accounts and filed in a suspense file until past due invoices are paid. Then the order will be rescheduled for production in the next production schedule.

### Special Orders

Special orders (special modification to basic product) will be accepted only with a 50% deposit, which is non-refundable after the process of manufacturing has begun.

### Customers' Own Material (C.O.M.)

C.O.M. is based on plain materials and small patterns of 54" materials. ECD reserves the right to approve all fabric submitted. All C.O.M materials must be shipped prepaid and marked with your company name, order number, and any special instructions. The effective date of the order is when the C.O.M. fabric is received. ECD cannot assume responsibility for the durability, flammability, or tailoring quality of the C.O.M. fabric. Since fabrics vary greatly a 12" square sample, along with any special instructions must be submitted with the purchase order before approval of the material will be given.

### Freight and Will Call

All prices are F.O.B. destination, freight prepaid.

All Will Call orders should be picked up within five (5) working days of notification by ECD. If an order is not picked up within the five (5) days the order will be returned to inventory unless otherwise agreed upon. The order of the primary customer will be held in a suspense file for further instructions.

### Order Changes or Cancellation

After an order has been entered into ECD's system, it may be changed or cancelled only by mutual consent and at the sole discretion of ECD.

ECD cannot accept revisions or cancellation after work has begun and fabric has been ordered. Addition to the order may cause delays in shipping. If ECD agrees to change an order after work has begun, the customer will be notified and a 30% restocking fee will be charged to the customer's account.

### Freight Damages and Claims

Merchandise is carefully inspected and packed in an approved carton (when cartoning is necessary) before the product leaves the plant. Should you receive any portion the shipment in a damaged condition, either apparent or concealed, it is the duty of the consignee to accept the damaged goods and submit a claim with the delivering freight carrier to insure against loss. This must be done within 15 calendar days of delivery. Without such inspection the transportation company will not accept a claim for damage. In the event of any carton damage, customers should retain the carton for inspection by the carrier.

### Standard Production Schedule:

Most orders are shipped within 3-4 weeks from the date the order is received from customers for standard fabric, leather, and vinyl selection. Orders for C.O.M. materials will not be scheduled for production until complete yardage of materials are received.

### Shipping & Dispatching Information:

- Local Deliveries within fifty (50) mile radius from our plant will be free delivery to dealer's dock by our truck.
- Outside of fifty (50) mile radius from our plant and between San Diego and Santa Barbara, merchandise will be shipped via furniture carrier or our truck FREE with a minimum of thirty (30) units. For orders of less than thirty units, call the factory for a freight quote.
- Northern California orders will be shipped via Standard Ground or common carrier and billed to the dealer/customer, unless other arrangements are specified.
- Outside the State of California, shipments will be sent via Standard Ground or regular common carrier and billed to the dealer/customer, unless other arrangements are made.

Customers may also will call their merchandise at our plant in Corona, CA.

# Kyos Series - 5800

## Stackable Guest Chair

### Features and Options

✓ Mark signifies standard included features

#### Standard Features

- ✓ Perforated Back (All Poly)
- ✓ Black or Grey high strength plastic body
- ✓ Black or Grey frames
- ✓ Available in poly seat and back or fully upholstered
- ✓ Stackable six high
- ✓ PVC arms (8" high from top of seat) on 5802 model
- ✓ Back and seat contoured for optimal comfort

Model Shown: 5802B



#### Optional Features

	add
<input type="checkbox"/> Casters	\$ 47
<input type="checkbox"/> Cal TBI33	\$ 62
<input type="checkbox"/> Ganging	\$ 16
<input type="checkbox"/> Mesh Back	\$ 30
<input type="checkbox"/> Felt Glide for Hard Floor	\$ 30
<input type="checkbox"/> Grey Plastic Shell and Grey Frame (Change B to G)	\$ 30
<input type="checkbox"/> Transport Cart	\$ 671

#### Overall Dimensions

Model	Height	Width	Depth	Weight
5801	31.5	23.5	20.5	14.5
5802	31.5	20.75	20.5	16

Model	Description	Fabric Grade	List Price	Fabric Grade	List Price
5801B	Kyos stack chair Without arms <i>Black plastic and legs unless otherwise specified</i>	Plastic only	235	F	419
		A/COM	327	G	442
		B	343	H	497
		C	365	I	558
		D	384	J	608
		E	405		

Model	Description	Fabric Grade	List Price	Fabric Grade	List Price
5802B	Kyos stack chair With fixed arms <i>Black plastic and legs unless otherwise specified</i>	Plastic only	261	F	443
		A/COM	351	G	466
		B	367	H	521
		C	389	I	582
		D	408	J	632
		E	429		



Chair models marked with this symbol are available for cartoned delivery (additional charges may apply).  
Chairs are fully assembled inside the carton except for the pneumatic cylinder that must be inserted into the chair base and into the mechanism (no tools required).





# InMotion Series - 6800

## Stackable/Nesting Guest Chair

### Features and Options

✓ Mark signifies standard included features

#### Standard Features

- ✓ Mesh Flex Back Black or Grey with Black Shell
- ✓ Black Roll Back Arms
- ✓ Black Frame
- ✓ Casters
- ✓ Sliding Upholstered Seat with Removable Cover
- ✓ Stackable Four High

Model Shown: 6800



#### Optional Features

- |                                                 |       |
|-------------------------------------------------|-------|
|                                                 | add   |
| <input type="checkbox"/> Glides                 | N/C   |
| <input type="checkbox"/> Cal TBI 33 (Seat Only) | \$ 42 |

#### Overall Dimensions

Model	Height	Width	Depth	Weight
6800	35	23.5	21	20.6

Model	Description	Fabric Grade	List Price	Fabric Grade	List Price
6800B	InMotion Nest/Stack chair Black Mesh Back	BLK	471	F	654
		A/COM	557	G	678
		B	573	H	737
		C	597	I	801
		D	617	J	854
		E	639		

Model	Description	Fabric Grade	List Price	Fabric Grade	List Price
6800G	InMotion Nest/Stack chair Grey Mesh Back	BLK	471	F	654
		A/COM	557	G	678
		B	573	H	737
		C	597	I	801
		D	617	J	854
		E	639		



Chair models marked with this symbol are available for cartoned delivery (additional charges may apply). Chairs are fully assembled inside the carton except for the pneumatic cylinder that must be inserted into the chair base and into the mechanism (no tools required).



# Alexis Series - 200

## Task Chair

### Features and Options

#### Back Features

- Height Adjustable (ratchet)
- Integrated Thoracic & Lumbar Support
- Petite Low Back (No Charge - Previously 202JS18)
- Adjustable Lumbar Support (\$109)

#### Seat Sizes

- Standard 19"D x 20"W
- Petite 17"D x 18"W (No Charge)
- Tall 22"D x 20"W (\$149)
- Large 20"D x 22"W (\$194)
- Extra Large 21.5"D x 26"W Includes Heavy Duty Mechanism, Cylinder and Base (\$1200)

#### Seat Features

- High Density Foam on a Reinforced, Contoured Seat Pan with a Waterfall Front Edge
- Memory Seat Foam Standard and Petite (\$75)
- Memory Seat Foam L and XL (\$143)

#### Specialty Seat Options

- Tailbone Seat Cutout (\$120)
- Contour Seat (\$120)

#### Casters

- Standard Carpet Casters
- Hard Floor Braking (\$62)
- Glides (\$26)    Soft Casters (\$26)

Model Shown: 202JSXT



#### Custom

- Special Seat or Back Modification (\$120)

✓ Mark signifies standard included features

#### Arm

- Up/Down + Width – (AT Arm) (-\$78)

#### Arm Pad

- Silhouette Pad

360° Pivot + Width (EP Arm) (included)

- 4 Direction + Pivot + Width (4D Arm) (N/C)
- Conference Arm (CC Arm) (N/C)
- Fold Away Arms + Width (FA Arm) (\$163)

N/A: No Arms (-\$90)

#### Chair Control Mechanism

**XT:** Full function rock & tilt with infinite lock, independent back angle, integrated seat slider. Standard Cylinder is #2 – 300 Pound Capacity

**WT:** Easy 2 lever weight adjusting control, seat slider. Standard Cylinder is #3 – 300 Pound Capacity

**SNS:** Simple Single lever control. Standard Cylinder is #3. Optional Seat Slide (\$60) - 250 Pound Capacity

#### Cylinder (heights measure from top of seat to floor)

- (#1) Low 16" to 19" (no charge)
- (#2) Intermediate 17" to 21"
- (#3) Mid 18" to 23" (no charge)
- (#4) Low Stool (\$120 Includes Foot Ring) 22" to 30"
- (#5) High Stool (\$139 Includes Foot Ring) 24" to 34"

#### Other Options

- Polished Aluminum Base (add \$104)
- Cal TB133 Fire Rating (\$83)
- Velcro Pillow Headrest (\$116) Ratchet Headrest (\$438)

Model	Seat Dimensions		Back Dimensions		Between Arms		Arm Height
	Depth	Width	Height	Width	Close	Open	Height From Seat
202	19	20	18	20	20	23	5-9
206	19	20	21	20	20	23	5-9
209	19	20	24	20	20	23	5-9




Chair models marked with this symbol are available for cartoned delivery (additional charges may apply). Chairs are fully assembled inside the carton except for the pneumatic cylinder that must be inserted into the chair base and into the mechanism (no tools required).





Alexis Series - 200

Task Chair


Low Back


Model	Description	Fabric Grade	List Price	Fabric Grade	List Price	Blanket Weight	Carton Weight	Yardage
202JSXT	Low Back Task Chair, XT Control With Euro-pivot Arms	A/COM	825	F	957	41	51	1.5*
		B	851	G	991			
		C	881	H	1075	Blanket	Carton	
		D	916	I	1406	Cube	Cube	
		E	934	J	1768	11	10	

Model	Description	Fabric Grade	List Price	Fabric Grade	List Price	Blanket Weight	Carton Weight	Yardage
202JSWT	Low Back Task Chair, WT Control With Euro-pivot Arms	A/COM	782	F	914	41	51	1.5*
		B	808	G	948			
		C	838	H	1032	Blanket	Carton	
		D	873	I	1363	Cube	Cube	
		E	891	J	1725	11	10	

Model	Description	Fabric Grade	List Price	Fabric Grade	List Price	Blanket Weight	Carton Weight	Yardage
202SNS	Low Back Task Chair, SNS Control With Euro-pivot Arms	A/COM	728	F	860	41	51	1.5*
		B	754	G	894			
		C	784	H	978	Blanket	Carton	
		D	819	I	1309	Cube	Cube	
		E	837	J	1671	11	10	

Mid Back

Model	Description	Fabric Grade	List Price	Fabric Grade	List Price	Blanket Weight	Carton Weight	Yardage
206JSXT	Mid Back Task Chair, XT Control With Euro-pivot Arms	A/COM	885	F	1024	43	52	1.5*
		B	907	G	1062			
		C	940	H	1152	Blanket	Carton	
		D	972	I	1451	Cube	Cube	
		E	998	J	1773	13	10	

Model	Description	Fabric Grade	List Price	Fabric Grade	List Price	Blanket Weight	Carton Weight	Yardage
206JSWT	Mid Back Task Chair, WT Control With Euro-pivot Arms	A/COM	842	F	981	48	58	1.75*
		B	864	G	1019			
		C	897	H	1109	Blanket	Carton	
		D	929	I	1408	Cube	Cube	
		E	955	J	1730	15	10	

**\*for COM vinyl add .25 yard**



Chair models marked with this symbol are available for cartoned delivery (additional charges may apply).  
Chairs are fully assembled inside the carton except for the pneumatic cylinder that must be inserted into the chair base and into the mechanism (no tools required).



## Alexis Series - 200

### Task Chair

### Mid Back Continued

Model	Description	Fabric Grade	List Price	Fabric Grade	List Price	Blanket Weight	Carton Weight	Yardage
206SNS	Mid Back Task Chair, SNS Control With Euro-pivot Arms	A/COM	788	F	927	43	52	1.5*
		B	810	G	965			
		C	843	H	1055	Blanket	Carton	
		D	875	I	1354	Cube	Cube	
		E	901	J	1676	13	10	

### High Back

Model	Description	Fabric Grade	List Price	Fabric Grade	List Price	Blanket Weight	Carton Weight	Yardage
209JSXT	High Back Task Chair, XT Control With Euro-pivot Arms	A/COM	943	F	1119	48	58	1.75*
		B	979	G	1167			
		C	1020	H	1278	Blanket	Carton	
		D	1061	I	1555	Cube	Cube	
		E	1090	J	1832	15	10	

**\*for COM vinyl add .25 yard**

Model	Description	Fabric Grade	List Price	Fabric Grade	List Price	Blanket Weight	Carton Weight	Yardage
209JSWT	High Back Task Chair, WT Control With Euro-pivot Arms	A/COM	900	F	1076	48	58	1.75*
		B	936	G	1124			
		C	977	H	1235	Blanket	Carton	
		D	1018	I	1512	Cube	Cube	
		E	1047	J	1789	15	10	

**\*for COM vinyl add .25 yard**

Model	Description	Fabric Grade	List Price	Fabric Grade	List Price	Blanket Weight	Carton Weight	Yardage
209SNS	High Back Task Chair, SNS Control With Euro-pivot Arms	A/COM	846	F	1022	48	58	1.75*
		B	882	G	1070			
		C	923	H	1181	Blanket	Carton	
		D	964	I	1458	Cube	Cube	
		E	993	J	1735	15	10	

**\*for COM vinyl add .25 yard**



Chair models marked with this symbol are available for cartoned delivery (additional charges may apply).  
Chairs are fully assembled inside the carton except for the pneumatic cylinder that must be inserted into the chair base and into the mechanism (no tools required).



# MaxWell Series – MW200

## Task Chair & Stool

### Features and Options

✓ Mark signifies standard included features

#### Back Features

- ✓ Height Adjustable (ratchet)
- ✓ Integrated Thoracic & Lumbar Support
- Adjustable Lumbar Support (\$109)

#### Seat Sizes

- ✓ Standard 17"D x 18"W
- Petite 15"D x 18"W (N/C)
- Wide 19"D x 20"W (\$50)

#### Seat Features

- ✓ High Density Foam on a Reinforced, Contoured

Seat Pan with a Waterfall Front Edge

- Memory Seat Foam (\$75)

#### Specialty Seat Options

- Tailbone Seat Cutout (\$120)
- Contour Seat (\$120)

#### Casters

- ✓ Standard Carpet Casters
- Hard Floor Braking (\$62)
- Glides (\$26)  Soft Casters (\$26)

Model Shown: MW202JSWT



#### Custom

- Special Seat or Back Modification (\$120)

#### Arm

- ✓ Up/Down – (AT Arm)
- Adjustable Width Bracket For AT Arm (\$42)
- 360° Pivot + Width (EP Arm) (\$78)
- 4 Direction + Pivot + Width (4D Arm) (\$78)
- Conference Arm (CC Arm) (\$78)
- Fold Away Arms + Width (FA Arm) (\$163)

#### Arm Pad

- ✓ Modern Arm Pad

- N/A: No Arms (-\$43)

#### Chair Control Mechanism

**XT:** Full function rock & tilt with infinite lock, independent back angle, integrated seat slider. Standard Cylinder is #2 – 300 Pound Capacity

**WT:** Easy 2 lever weight adjusting control, seat slider. Standard Cylinder is #3 – 300 Pound Capacity

**SNS:** Simple Single lever control. Standard Cylinder is #3. Optional Seat Slide (\$60) - 250 Pound Capacity

#### Cylinder (heights measure from top of seat to floor)

- (#1) Low 16" to 19" (no charge)
- (#2) Intermediate 17" to 21"
- (#3) Mid 18" to 23" (no charge)
- (#4) Low Stool (\$120 Includes Foot Ring) 22" to 30"
- (#5) High Stool (\$139 Includes Foot Ring) 24" to 34"

#### Other Options

- Polished Aluminum Base (add \$104)
- Cal TBI33 Fire Rating (\$83)

Model	Seat Dimensions		Back Dimensions		Between Arms	Arm Height
	Depth	Width	Height	Width	Fixed Width	Height From Seat
MW202	17	18	20	15.5	19.5	7.5-9.5



Chair models marked with this symbol are available for cartoned delivery (additional charges may apply). Chairs are fully assembled inside the carton except for the pneumatic cylinder that must be inserted into the chair base and into the mechanism (no tools required).



# MaxWell Series - MW200

## Task Chair

Model	Description	Fabric Grade	List Price	Fabric Grade	List Price	Blanket Weight	Carton Weight	Yardage
MW202JSXT	Narrow Back Task Chair, XT Control With Height Adjustable Arms	A/COM	795	F	925	42	52	1.5*
		B	818	G	961			
		C	843	H	1051	Blanket	Carton	
		D	877	I	1189	Cube	Cube	
		E	901	J	1353	15	10	

Model	Description	Fabric Grade	List Price	Fabric Grade	List Price	Blanket Weight	Carton Weight	Yardage
MW202JSWT	Narrow Back Task Chair, WT Control With Height Adjustable Arms	A/COM	752	F	882	42	52	1.5*
		B	775	G	918			
		C	800	H	1008	Blanket	Carton	
		D	834	I	1146	Cube	Cube	
		E	858	J	1310	15	10	

Model	Description	Fabric Grade	List Price	Fabric Grade	List Price	Blanket Weight	Carton Weight	Yardage
MW202SNS	Narrow Back Task Chair, SNS Control With Height Adjustable Arms	A/COM	698	F	828	42	52	1.5*
		B	721	G	864			
		C	746	H	954	Blanket	Carton	
		D	780	I	1092	Cube	Cube	
		E	804	J	1256	15	10	



Chair models marked with this symbol are available for cartoned delivery (additional charges may apply).  
Chairs are fully assembled inside the carton except for the pneumatic cylinder that must be inserted into the chair base and into the mechanism (no tools required).



# Fast Track Series - 300

## Task Chair

### Features and Options

#### Back Features

- Height Adjustable (knob)
- Integrated Thoracic & Lumbar Support
- Adjustable Lumbar Support (\$109)

#### Seat Sizes

- Standard 19"D x 20"W
- Petite 17"D x 18"W (No Charge)

#### Seat Features

- Molded Foam on a Reinforced, Contoured Seat Pan with a Waterfall Front Edge
- Memory Seat Foam (\$75)

#### Specialty Seat Options

N/A

#### Casters

- Standard Carpet Casters
- Hard Floor Braking (\$62)
- Soft Casters (\$26)
- Glides (\$26)

Model Shown: 306



#### Custom

- Special Seat or Back Modification (\$120)

Mark signifies standard included features

#### Arm

- Up/Down – (AT Arm)
- Adjustable Width Bracket For AT Arm (\$42)
- 360° Pivot + Width (EP Arm) (\$78)
- 4 Direction + Pivot + Width (4D Arm) (\$78)
- Conference Arm (CC Arm) (\$78)
- Fold Away Arms + Width (FA Arm) (\$163)
- N/A: No Arms (-\$43)

#### Arm Pad

- Modern Arm Pad

#### Chair Control Mechanism

- 2 paddle control with seat tilt, back angle and knob adjusted back height

- Optional Seat Slider (\$60)

#### Cylinder (heights measure from top of seat to floor)

- (#1) Low 16" to 19" (no charge)
- (#2) Intermediate 17" to 21"
- (#3) Mid 18" to 23" (no charge)
- (#4) Low Stool (\$120 Includes Foot Ring) 22" to 30"
- (#5) High Stool (\$139 Includes Foot Ring) 24" to 34"

#### Other Options

- Polished Aluminum Base (add \$104)
- Cal TBI33 Fire Rating (\$83)

Model	Seat Dimensions		Back Dimensions		Between Arms	Arm Height
	Depth	Width	Height	Width	Fixed Width	Height From Seat
306	19	20	20	20	19.5	7-9.5
309	19	20	24	20	19.5	7-9.5




Chair models marked with this symbol are available for cartoned delivery (additional charges may apply). Chairs are fully assembled inside the carton except for the pneumatic cylinder that must be inserted into the chair base and into the mechanism (no tools required).




## Fast Track Series – 300

### Task Chair

#### Mid Back and High Back

Model	Description	Fabric Grade	List Price	Fabric Grade	List Price	Blanket Weight	Carton Weight	Yardage
306	Mid Back Task Chair With Height Adjustable Arms	A/COM	634	F	764	47	57	1.5*
		B	661	G	794			
		C	690	H	876	Blanket Cube	Carton Cube	
		D	719	I	1162			
		E	741	J	1448			

Model	Description	Fabric Grade	List Price	Fabric Grade	List Price	Blanket Weight	Carton Weight	Yardage
309	High Back Task Chair With Height Adjustable Arms	A/COM	714	F	901	54	64	1.75*
		B	756	G	948			
		C	798	H	1061	Blanket Cube	Carton Cube	
		D	838	I	1308			
		E	870	J	1554			



Chair models marked with this symbol are available for cartoned delivery (additional charges may apply).  
Chairs are fully assembled inside the carton except for the pneumatic cylinder that must be inserted into the chair base and into the mechanism (no tools required).





# Metropolis Series – 500

## Intensive Use Task Chair

### Features and Options

✓ Mark signifies standard included features

#### Back Features

- ✓ Height Adjustable (ratchet)
- ✓ Integrated Thoracic & Lumbar Support
- Adjustable Lumbar Support (\$109)

#### Seat Sizes

- ✓ Large Scale 20"D x 22"W (506)
- ✓ Extra Large Scale 21.5"D x 26"W (509)

#### Seat Features

- ✓ High Resilient Foam on a Reinforced, Contoured Seat Pan with a Waterfall Front Edge
- Memory Seat Foam (\$143)

#### Specialty Seat Options

- Tailbone Seat Cutout (\$120)

#### Casters

- ✓ Soft Casters
- Hard Floor Braking (\$62)
- Glides (\$26)

Model Shown: 506JSXTLS With 4D



#### Arm

- ✓ Up/Down In/Out – (AT Arm)

#### Arm Pad

- ✓ Modern Arm Pad

- 360° Pivot + Width (EP Arm) (\$78)
- 4 Direction + Pivot + Width (4D Arm) (\$78)
- Conference Arm (CC Arm) (\$78)
- Fold Away Arms + Width (FA Arm) (\$163)

#### Chair Control Mechanism

- ✓ Executive seat rocking & tilt with infinite lock, independent back angle, micro-pitch control
- ✓ Integrated Seat Slider

#### Cylinder (heights measure from top of seat to floor)

- (#1) Low 16" to 19" (No Charge N/A 509)
- (#2) Intermediate 17" to 21"
- (#3) Mid 18" to 23" (No Charge - Standard on 509)

#### Other Options

- Polished Aluminum Base (add \$104)
- Cal TB133 Fire Rating (\$83)

#### Custom

- Special Seat or Back Modification (\$120)

Model	Seat Dimensions		Back Dimensions		Between Arms		Arm Height
	Depth	Width	Height	Width	Close	Open	Height From Seat
506JSXTLS	20	22	23	21	23	27	7-10
509JSXTXLS	21.5	26	23	21	26	30	7-10




Chair models marked with this symbol are available for cartoned delivery (additional charges may apply). Chairs are fully assembled inside the carton except for the pneumatic cylinder that must be inserted into the chair base and into the mechanism (no tools required).



# Metropolis Series - 500

## Intensive Use Task Chair

### Mid Back and High Back

Model	Description	Fabric Grade	List Price	Fabric Grade	List Price	Blanket Weight	Carton Weight	Yardage
506JSXTLS	High-Back Intensive Task Chair Large Scale With Adjustable Arms *350lb limit	A/COM	1167	F	1387	54	63	2.5*
		B	1211	G	1444			
		C	1259	H	1583	Blanket	Carton	
		D	1311	I	1752	Cube	Cube	
		E	1349	J	1921	14	10	

**\*for COM vinyl add .25 yard**

Model	Description	Fabric Grade	List Price	Fabric Grade	List Price	Blanket Weight	Carton Weight	Yardage
509JSXTXLS	High-Back Intensive Task Chair Extra Large Scale With Adjustable Arms *450lb limit	A/COM	1984	F	2224	75	84	3.0*
		B	2052	G	2279			
		C	2101	H	2415	Blanket	Carton	
		D	2150	I	2508	Cube	Cube	
		E	2186	J	2738	15	11	

**\*for COM vinyl add .25 yard**



Chair models marked with this symbol are available for cartoned delivery (additional charges may apply).  
Chairs are fully assembled inside the carton except for the pneumatic cylinder that must be inserted into the chair base and into the mechanism (no tools required).



# Renaissance Series - 700

## Executive Task Chair

### Features and Options

✓ Mark signifies standard included features

#### Back Features

- ✓ Height Adjustable (ratchet)
- ✓ Integrated Thoracic & Lumbar Support
- ✓ Adjustable Lumbar Support

#### Seat Sizes

- ✓ Standard 19"D x 20"W (models 706, 709)
- ✓ Large Scale 20"D X 22"W (models 707, 711)

#### Seat Features

- ✓ High Resilient Foam on a Reinforced, Contoured Seat Pan with a Waterfall Front Edge
- Memory Foam Seat (\$75)

#### Specialty Seat Options

N/A

#### Casters

- ✓ Soft Casters
- Hard Floor Braking (\$62)
- Glides (\$26)

Model Shown: 709JSLXT With 4D (No Pillow Head Rest)



#### Headrest Options

- Velcro Pillow Headrest (\$116 add or deduct)
- Ratchet Headrest (\$438)

#### Arm

- ✓ Up/Down + Width – (Loop Arm)
- 360° Pivot + Width (EP Arm) (\$78)
- 4 Direction + Pivot + Width (4D Arm) (\$78)
- Conference Arm (CC Arm) (\$78)
- Fold Away Arms + Width (FA Arm) (\$163)
- N/A: No Arms (-\$68)

#### Arm Pad

- ✓ C Loop Arm Pad
- Upholstered (\$145)

#### Chair Control Mechanism

- ✓ Executive seat rocking & tilt with infinite lock, independent back angle, micro-pitch control
- ✓ Integrated Seat Slider

#### Cylinder (heights measure from top of seat to floor)

- (#1) Low 16" to 19" (no charge)
- ✓ (#2) Intermediate 17" to 21"
- (#3) Mid 18" to 23" (no charge)
- (#4) Low Stool (\$120 Includes Foot Ring) 22" to 30"
- (#5) High Stool (\$139 Includes Foot Ring) 24" to 34"

#### Other Options

- Polished Aluminum Base (add \$104)
- Cal TBI33 Fire Rating (\$83)

Model	Seat Dimensions		Back Dimensions		Between Arms		Arm Height
	Depth	Width	Height	Width	Close	Open	Height From Seat
706JSLXT	19	20	25	20	17.5	21	8-11
707JSLXT	19	21.5	25	20	19	23	8-11
709JSLXT	19	20	30	21	17.5	21	8-11
711JSLXT	19	21.5	30	21	19	23	8-11





Chair models marked with this symbol are available for cartoned delivery (additional charges may apply). Chairs are fully assembled inside the carton except for the pneumatic cylinder that must be inserted into the chair base and into the mechanism (no tools required).





# Renaissance Series – 700

## Executive Task Chair

Model	Description	Fabric Grade	List Price	Fabric Grade	List Price	Blanket Weight	Carton Weight	Yardage
706JSLXT	Mid-Back Executive Task Chair With Adjustable Arms	A/COM	1434	F	1632	48	58	2*
		B	1453	G	1716	Blanket Cube	Carton Cube	
		C	1516	H	1810			
		D	1562	I	2164			
		E	1596	J	2519			

Model	Description	Fabric Grade	List Price	Fabric Grade	List Price	Blanket Weight	Carton Weight	Yardage
707JSLXT	Mid-Back Executive Task Chair Large Scale With Adjustable Arms	A/COM	1568	F	1768	59	69	2.0*
		B	1577	G	1821	Blanket Cube	Carton Cube	
		C	1652	H	1947			
		D	1699	I	2292			
		E	1733	J	2633			

Model	Description	Fabric Grade	List Price	Fabric Grade	List Price	Blanket Weight	Carton Weight	Yardage
709JSLXT	High-Back Executive Task Chair With Velcro Pillow Headrest and Adjustable Arms	A/COM	1731	F	1995	60	70	2.7*
		B	1752	G	2059	Blanket Cube	Carton Cube	
		C	1849	H	2216			
		D	1907	I	2518			
		E	1949	J	2820			

Model	Description	Fabric Grade	List Price	Fabric Grade	List Price	Blanket Weight	Carton Weight	Yardage
711JSLXT	High-Back Executive Task Chair Large Scale With Velcro Pillow Headrest and Adjustable Arms	A/COM	1921	F	2185	67	77	3*
		B	1983	G	2250	Blanket Cube	Carton Cube	
		C	2040	H	2408			
		D	2099	I	2699			
		E	2142	J	2989			



Chair models marked with this symbol are available for cartoned delivery (additional charges may apply).  
Chairs are fully assembled inside the carton except for the pneumatic cylinder that must be inserted into the chair base and into the mechanism (no tools required).



EZ Task Series - 900

Task Chair

Features and Options

Back Features

- Height Adjustable (knob)
- Integrated Thoracic & Lumbar Support
- Adjustable Lumbar Support (\$109)

Seat Sizes

- Standard 19"D x 20"W
- Petite 17"D x 18"W (N/C)

Seat Features

- Molded Foam on a Reinforced, Contoured Seat Pan with a Waterfall Front Edge
- Memory Seat Foam (\$75)

Specialty Seat Options

N/A

Casters

- Standard Carpet Casters
- Hard Floor Braking (\$62)
- Soft Casters (\$26)
- Glides (\$26)

Model Shown: 906



Custom

- Special Seat or Back Modification (\$120)

Mark signifies standard included features

Arm

- Up/Down – (AT Arm)
- Adjustable Width Bracket For AT Arm (\$42)
- 360° Pivot + Width (EP Arm) (\$78)
- 4 Direction + Pivot + Width (4D Arm) (\$78)
- Conference Arm (CC Arm) (\$78)
- Fold Away Arms + Width (FA Arm) (\$163)
- N/A: No Arms (-\$43)

Arm Pad

- Modern Arm Pad

Chair Control Mechanism

- 2 paddle control with seat tilt, back angle and knob adjusted back height

- Optional Seat Slider (\$60)

Cylinder (heights measure from top of seat to floor)

- (#1) Low 16" to 19" (no charge)
- (#2) Intermediate 17" to 21"
- (#3) Mid 18" to 23" (no charge)
- (#4) Low Stool (\$120 Includes Foot Ring) 22" to 30"
- (#5) High Stool (\$139 Includes Foot Ring) 24" to 34"

Other Options

- Polished Aluminum Base (add \$104)
- Cal TBI33 Fire Rating (\$83)

Model	Seat Dimensions		Back Dimensions		Between Arms	Arm Height
	Depth	Width	Height	Width	Fixed Width	Height From Seat
902	19	20	18	20	19.5	7.5-9.5
906	19	20	21	20	19.5	7.5-9.5



Chair models marked with this symbol are available for cartoned delivery (additional charges may apply). Chairs are fully assembled inside the carton except for the pneumatic cylinder that must be inserted into the chair base and into the mechanism (no tools required).



## EZ Task Series - 900

### Task Chair

#### Low Back and Mid Back

Model	Description	Fabric Grade	List Price	Fabric Grade	List Price	Blanket Weight	Carton Weight	Yardage
902	Low-Back Task Chair With Height Adjustable Arms	A/COM	623	F	768	41	51	1.5*
		B	653	G	804			
		C	685	H	896	Blanket Cube	Carton Cube	
		D	717	I	1230			
		E	743	J	1563			

Model	Description	Fabric Grade	List Price	Fabric Grade	List Price	Blanket Weight	Carton Weight	Yardage
906	Mid-Back Task Chair With Height Adjustable Arms	A/COM	682	F	826	42	52	1.5*
		B	712	G	865			
		C	768	H	956	Blanket Cube	Carton Cube	
		D	777	I	1288			
		E	802	J	1622			



Chair models marked with this symbol are available for cartoned delivery (additional charges may apply).  
Chairs are fully assembled inside the carton except for the pneumatic cylinder that must be inserted into the chair base and into the mechanism (no tools required).



# Vive Series - I300

## Task Chair

### Features and Options

#### Back Features

- Height Adjustable (ratchet)
- Integrated Thoracic & Lumbar Support
- Adjustable Lumbar Support (\$109)

#### Seat Sizes

- Standard 19"D x 20"W
- Petite 17"D x 18"W (No Charge)
- Tall 22"D x 20"W (\$149)
- Large 20"D x 22"W (\$194)
- Extra Large 21.5"D x 26"W Includes Heavy Duty Mechanism, Cylinder and Base (\$1200)

#### Seat Features

- Molded Seat Foam on a Reinforced, Contoured

Seat Pan with a Waterfall Front Edge

- Memory Seat Foam Standard and Petite (\$75)
- Memory Seat Foam Large and XL (\$143)

#### Specialty Seat Options

- Tailbone Seat Cutout (\$120)
- Contour Seat (\$120)

#### Casters

- Soft Casters
- Hard Floor Braking (\$62)
- Glides (\$26)

Model Shown: I306JSWT



#### Custom

- Special Seat or Back Modification (\$120)

Mark signifies standard included features

#### Arm

- Up/Down + Width – (AT Arm)
- 360° Pivot + Width (EP Arm) (\$78)
- 4 Direction + Pivot + Width (4D Arm) (\$78)
- Conference Arm (CC Arm) (\$78)
- Fold Away Arms + Width (FA Arm) (\$163)

#### Arm Pad

- Modern Arm Pad

- N/A: No Arms (-\$68)

#### Chair Control Mechanism

**XT:** Full function rock & tilt with infinite lock, Independent back angle, integrated seat slider. Standard Cylinder is #2 – 300 Pound Capacity

**WT:** Easy 2 lever weight adjusting control, seat slider. Standard Cylinder is #3 – 300 Pound Capacity

**SNS:** Simple Single lever control. Standard Cylinder is #3. Optional Seat Slide (\$60) - 250 Pound Capacity

**Cylinder** (heights measure from top of seat to floor)

- (#1) Low 16" to 19" (no charge)
- (#2) Intermediate 17" to 21"
- (#3) Mid 18" to 23" (no charge)
- (#4) Low Stool (\$120 Includes Foot Ring) 22" to 30"
- (#5) High Stool (\$139 Includes Foot Ring) 24" to 34"

#### Other Options

- Polished Aluminum Base (add \$104)
- Cal TBI33 Fire Rating (\$83)
- Velcro Pillow Headrest (\$116)
- Ratchet Headrest (\$438)

Model	Seat Dimensions		Back Dimensions		Between Arms		Arm Height
	Depth	Width	Height	Width	Close	Open	Height From Seat
1306	19	20	22	20	18	21	6.5-9.5
1309	19	20	24	20	18	21	6.5-9.5



Chair models marked with this symbol are available for cartoned delivery (additional charges may apply). Chairs are fully assembled inside the carton except for the pneumatic cylinder that must be inserted into the chair base and into the mechanism (no tools required).



# Vive Series - I 300

## Task Chair

### Mid Back

Model	Description	Fabric Grade	List Price	Fabric Grade	List Price	Blanket Weight	Carton Weight	Yardage
I306JSXT	Mid Back Task Chair, XT Control With Adjustable Arms	A/COM	797	F	977	53	63	1.5*
		B	832	G	1023	Blanket Cube	Carton Cube	
		C	873	H	1137			
		D	915	I	1311			
		E	945	J	1518			

Model	Description	Fabric Grade	List Price	Fabric Grade	List Price	Blanket Weight	Carton Weight	Yardage
I306JSWT	Mid Back Task Chair, WT Control With Adjustable Arms	A/COM	754	F	934	53	63	1.5*
		B	789	G	980	Blanket Cube	Carton Cube	
		C	830	H	1094			
		D	872	I	1268			
		E	902	J	1475			

Model	Description	Fabric Grade	List Price	Fabric Grade	List Price	Blanket Weight	Carton Weight	Yardage
I306SNS	Mid Back Task Chair, SNS Control With Adjustable Arms	A/COM	700	F	880	53	63	1.5*
		B	735	G	926	Blanket Cube	Carton Cube	
		C	776	H	1040			
		D	818	I	1214			
		E	848	J	1421			

**\*for COM vinyl add .25 yard**



Chair models marked with this symbol are available for cartoned delivery (additional charges may apply).  
Chairs are fully assembled inside the carton except for the pneumatic cylinder that must be inserted into the chair base and into the mechanism (no tools required).








Vive Series - I300

Task Chair

High Back

Model	Description	Fabric Grade	List Price	Fabric Grade	List Price	Blanket Weight	Carton Weight	Yardage
I309JSXT	High Back Task Chair, XT Control With Adjustable Arms	A/COM	862	F	1043	50	60	1.75*
		B	899	G	1090			
		C	939	H	1203	Blanket	Carton	
		D	983	I	1379	Cube	Cube	
		E	1012	J	1585	14	10	
I309JSWT	High Back Task Chair, WT Control With Adjustable Arms,	A/COM	819	F	1000	50	60	1.75*
		B	856	G	1047			
		C	896	H	1160	Blanket	Carton	
		D	939	I	1336	Cube	Cube	
		E	969	J	1542	14	10	
I309SNS	High Back Task Chair, SNS Control With Adjustable Arms	A/COM	765	F	946	50	60	1.75*
		B	802	G	993			
		C	842	H	1106	Blanket	Carton	
		D	885	I	1282	Cube	Cube	
		E	915	J	1488	14	10	

**\*for COM vinyl add .25 yard**



Chair models marked with this symbol are available for cartoned delivery (additional charges may apply). Chairs are fully assembled inside the carton except for the pneumatic cylinder that must be inserted into the chair base and into the mechanism (no tools required).



# Trudeau Series - I 600

## Task Chair

### Features and Options

#### Back Features

- Height Adjustable (ratchet)
- Integrated Thoracic & Lumbar Support
- Adjustable Lumbar Support (\$109)

#### Seat Sizes

- Standard 19"D x 20"W
- Petite 17"D x 18"W (No Charge)
- Tall 22"D x 20"W (\$149)
- Large 20"D x 22"W (\$194)
- Extra Large 21.5"D x 26"W Includes Heavy Duty Mechanism, Cylinder and Base (\$1200)

#### Seat Features

- High Resilient Foam on a Reinforced, Contoured  
Seat Pan with a Waterfall Front Edge
- Memory Seat Foam
- Memory Seat Foam XL (N/C)

#### Specialty Seat Options

- Tailbone Seat Cutout (\$120)
- Contour Seat (\$120)

#### Casters

- Soft Casters
- Hard Floor Braking (\$62)
- Glides (\$26)

Model Shown: I606JSXT



#### Custom

- Special Seat or Back Modification (\$120)

✓ Mark signifies standard included features

#### Arm

- Up/Down + Width – (AT Arm) (-\$78)
- 360° Pivot + Width (EP Arm) (included)
- 4 Direction + Pivot + Width (4D Arm) (N/C)
- Conference Arm (CC Arm) (N/C)
- Fold Away Arms + Width (FA Arm) (\$163)
- N/A: No Arms (-\$90)

#### Arm Pad

- Silhouette Pad

#### Chair Control Mechanism

**XT:** Full function rock & tilt with infinite lock, Independent back angle, integrated seat slider. Standard Cylinder is #2 – 300 Pound Capacity

**WT:** Easy 2 lever weight adjusting control, seat slider. Standard Cylinder is #3 – 300 Pound Capacity

**SNS:** Simple Single lever control. Standard Cylinder is #3. Optional Seat Slide (\$60) - 250 Pound Capacity

#### Cylinder (heights measure from top of seat to floor)

- (#1) Low 16" to 19" (no charge)
- (#2) Intermediate 17" to 21"
- (#3) Mid 18" to 23" (no charge)
- (#4) Low Stool (\$120 Includes Foot Ring) 22" to 30"
- (#5) High Stool (\$139 Includes Foot Ring) 24" to 34"

#### Other Options

- Polished Aluminum Base (add \$104)
- Cal TBI33 Fire Rating (\$83)
- Ratchet Head Rest (\$438)  Pillow Head Rest (\$116)

Model	Seat Dimensions		Back Dimensions		Between Arms		Arm Height
	Depth	Width	Height	Width	Close	Open	Height From Seat
1606	19	20	20	21	17	20	5-9
1609	19	20	26	21	17	20	5-9




Chair models marked with this symbol are available for cartoned delivery (additional charges may apply). Chairs are fully assembled inside the carton except for the pneumatic cylinder that must be inserted into the chair base and into the mechanism (no tools required).





Trudeau Series - 1600

Task Chair

Mid Back

Model	Description	Fabric Grade	List Price	Fabric Grade	List Price	Blanket Weight	Carton Weight	Yardage
1606JSXT	Mid-Back Task Chair, XT Control With Adjustable Arms	A/COM	967	F	1097	49	59	1.75*
		B	994	G	1129			
		C	1023	H	1211	Blanket Cube	Carton Cube	
		D	1052	I	1520			
		E	1073	J	1830			

Model	Description	Fabric Grade	List Price	Fabric Grade	List Price	Blanket Weight	Carton Weight	Yardage
1606JSWT	Mid-Back Task Chair, WT Control With Adjustable Arms	A/COM	924	F	1054	49	59	1.75*
		B	951	G	1086			
		C	980	H	1168	Blanket Cube	Carton Cube	
		D	1009	I	1477			
		E	1030	J	1787			

Model	Description	Fabric Grade	List Price	Fabric Grade	List Price	Blanket Weight	Carton Weight	Yardage
1606SNS	Mid-Back Task Chair, SNS Control With Adjustable Arms	A/COM	870	F	1000	49	59	1.75*
		B	897	G	1032			
		C	926	H	1114	Blanket Cube	Carton Cube	
		D	955	I	1423			
		E	976	J	1733			

**\*for COM vinyl add .25 yard**




Chair models marked with this symbol are available for cartoned delivery (additional charges may apply). Chairs are fully assembled inside the carton except for the pneumatic cylinder that must be inserted into the chair base and into the mechanism (no tools required).





# I 600 Trudeau Series

## Task Chair

### High Back

Model	Description	Fabric Grade	List Price	Fabric Grade	List Price	Blanket Weight	Carton Weight	Yardage
I609JSXT	High Back Task Chair, XT Control With Adjustable Arms	A/COM	1043	F	1201	54	64	2.25*
		B	1080	G	1239			
		C	1114	H	1332	Blanket Cube	Carton Cube	
		D	1148	I	1619			
		E	1174	J	1905			

Model	Description	Fabric Grade	List Price	Fabric Grade	List Price	Blanket Weight	Carton Weight	Yardage
I609JSWT	High Back Task Chair, WT Control With Adjustable Arms	A/COM	1000	F	1158	54	64	2.25*
		B	1037	G	1196			
		C	1071	H	1289	Blanket Cube	Carton Cube	
		D	1105	I	1576			
		E	1131	J	1862			

Model	Description	Fabric Grade	List Price	Fabric Grade	List Price	Blanket Weight	Carton Weight	Yardage
I609SNS	High Back Task Chair, SNS Control With Adjustable Arms	A/COM	946	F	1104	54	64	2.25*
		B	983	G	1142			
		C	1017	H	1235	Blanket Cube	Carton Cube	
		D	1051	I	1522			
		E	1077	J	1808			



Chair models marked with this symbol are available for cartoned delivery (additional charges may apply).  
Chairs are fully assembled inside the carton except for the pneumatic cylinder that must be inserted into the chair base and into the mechanism (no tools required).



# Lab Mini Series – 2200

## Lab Chair

### Features and Options

✓ Mark signifies standard included features

#### Back Features

- ✓ Height Adjustable (knob)
- ✓ Low Back Support

Model Shown: 2200

#### Seat Sizes

- ✓ Petite 17"D x 18"W (No Charge)
- N/A Standard 19"D x 20"W
- N/A Tall 22"D x 20"W
- ✓ High Resilient Foam on a Reinforced, Contoured Seat Pan with a Waterfall Front Edge

Memory Seat Foam (\$75)

#### Specialty Seat Options

N/A

#### Casters

- Soft Casters (N/C)
- ✓ Hard Floor Braking
- Glides (\$26)



#### Custom

N/A Special Seat or Back Modification

#### Arm

- Up/Down – (AT Arm \$43)
- Adjustable Width Bracket For AT Arm (\$42)
- 360° Pivot + Width (EP Arm) (\$90)
- 4 Direction + Pivot (4D Arm) (\$90)

#### Arm Pad

- Modern Arm Pad
- Silhouette Arm Pad

#### Chair Control Mechanism

- ✓ 2 paddle control with seat tilt, back angle and knob adjusted back height
- Optional Seat Slider (\$60)

#### Cylinder (heights measure from top of seat to floor)

- (#1) Low 16" to 19" (no charge)
- (#2) Intermediate 17" to 21"
- ✓ (#3) Mid 18" to 23" (no charge)
- (#4) Low Stool (\$120 Includes Foot Ring) 22" to 30"
- (#5) High Stool (\$139 Includes Foot Ring) 24" to 34"

#### Other Options

- Polished Aluminum Base (add \$104)
- Cal TB133 Fire Rating (\$83)

Model	Seat Dimensions		Back Dimensions	
	Depth	Width	Height	Width
2200	17	17	11	18



Chair models marked with this symbol are available for cartoned delivery (additional charges may apply). Chairs are fully assembled inside the carton except for the pneumatic cylinder that must be inserted into the chair base and into the mechanism (no tools required).



# Lab Mini – 2200 Series

## Lab Chair

Model	Description	Fabric Grade	List Price	Fabric Grade	List Price	Blanket Weight	Carton Weight	Yardage
2200	Lab Mini Chair Without Arms	A/COM	539	F	666	29	39	1.50*
		B	565	G	700			
		C	593	H	779	Blanket Cube	Carton Cube	
		D	623	I	1086			
		E	645	J	1392			

**\*for COM vinyl add .25 yard**



Chair models marked with this symbol are available for cartoned delivery (additional charges may apply). Chairs are fully assembled inside the carton except for the pneumatic cylinder that must be inserted into the chair base and into the mechanism (no tools required).



# Lab Pro Series – 2300

## Lab Chair

### Features and Options

✓ Mark signifies standard included features

#### Back Features

- ✓ Ratchet Height Adjustable
- ✓ Integrated Thoracic and Lumbar Support

Model Shown: 2300

#### Seat Sizes

- ✓ Petite 17"D x 18"W (No Charge)
- N/A Standard 19"D x 20"W
- N/A Tall 22"D x 20"W
- ✓ High Resilient Foam on a Reinforced, Contoured  
Seat Pan with a Waterfall Front Edge

Memory Seat Foam (\$75)

#### Specialty Seat Options

- N/A Tailbone Seat Cutout
- ✓ Contour Seat

#### Casters

- ✓ Soft Casters
- Hard Floor Braking (\$62)
- Glides (\$26)



#### Custom

N/A Special Seat or Back Modification

#### Arm

- Up/Down – (AT Arm \$43)
- Adjustable Width Bracket For AT Arm (\$42)
- 360° Pivot + Width (EP Arm) (\$90)
- 4 Direction + Pivot + Width (4D Arm) (\$90)

#### Arm Pad

Modern Arm Pad

#### Chair Control Mechanism

**JSXT:** Full function rock & tilt with infinite lock, independent back angle, integrated seat slider.

#### Cylinder (heights measure from top of seat to floor)

- (#1) Low 16" to 19" (no charge)
- ✓ (#2) Intermediate 17" to 21"
- (#3) Mid 18" to 23" (no charge)
- (#4) Low Stool (\$120 Includes Foot Ring) 22" to 30"
- (#5) High Stool (\$139 Includes Foot Ring) 24" to 34"

#### Other Options

- Polished Aluminum Base (add \$104)
- Cal TBI33 Fire Rating (\$83)

Model	Seat Dimensions		Back Dimensions	
	Depth	Width	Height	Width
2300	17	19	11	18



Chair models marked with this symbol are available for cartoned delivery (additional charges may apply). Chairs are fully assembled inside the carton except for the pneumatic cylinder that must be inserted into the chair base and into the mechanism (no tools required).



# Lab Pro Series – 2300

## Lab Chair

Model	Description	Fabric Grade	List Price	Fabric Grade	List Price	Blanket Weight	Carton Weight	Yardage
2300	Lab Pro Chair Without Arms	A/COM	605	F	714	29	39	1.50*
		B	630	G	743			
		C	657	H	806	Blanket	Carton	
		D	685	I	878	Cube	Cube	
		E	697	J	914	10	10	

**\*for COM vinyl add .25 yard**



Chair models marked with this symbol are available for cartoned delivery (additional charges may apply). Chairs are fully assembled inside the carton except for the pneumatic cylinder that must be inserted into the chair base and into the mechanism (no tools required).





# Quest Series - 2500

## Task Chair

### Features and Options

✓ Mark signifies standard included features

#### Back Features

- ✓ Height Adjustable (ratchet)
- ✓ Integrated Thoracic & Lumbar Support
- ✓ Adjustable Lumbar Support

Model Shown: 2509JSLPXT

#### Arm

- Up/Down + Width – (AT Arm) (-\$78)
- ✓ 360° Pivot + Width (EP Arm) (included)
- 4 Direction + Pivot + Width (4D Arm) (N/C)
- Conference Arm (CC Arm) (N/C)
- Fold Away Arms + Width (FA Arm) (\$163)
- N/A: No Arms (-\$90)

#### Arm Pad

- ✓ Silhouette Pad

#### Seat Sizes

- ✓ Standard 19"D x 20"W
- Petite 17"D x 18"W (No Charge)
- Tall 22"D x 20"W (\$149)
- Large 20"D x 22"W (\$194)
- Extra Large 21.5"D x 26"W Includes Heavy Duty Mechanism, Cylinder and Base (\$1200)



#### Seat Features

- ✓ High Resilient Foam on a Reinforced, Contoured Seat Pan with a Waterfall Front Edge
- ✓ Memory Seat Foam
- Memory Seat Foam XL (N/C)

#### Specialty Seat Options

- Tailbone Seat Cutout (\$120)
- Contour Seat (\$120)

#### Casters

- ✓ Soft Casters
- Hard Floor Braking (\$62)
- Glides (\$26)

#### Custom

- Special Seat or Back Modification (\$120)

#### Chair Control Mechanism

**XT:** Full function rock & tilt with infinite lock, Independent back angle, integrated seat slider. Standard Cylinder is #2 – 300 Pound Capacity

#### Cylinder (heights measure from top of seat to floor)

- (#1) Low 16" to 19" (no charge)
- (#2) Intermediate 17" to 21"
- (#3) Mid 18" to 23" (no charge)
- (#4) Low Stool (\$120 Includes Foot Ring) 22" to 30"
- (#5) High Stool (\$139 Includes Foot Ring) 24" to 34"

#### Other Options

- Polished Aluminum Base (add \$104)
- Cal TBI33 Fire Rating (\$83)
- Velcro Pillow Headrest (\$116)  Ratchet Headrest (\$438)

Model	Seat Dimensions		Back Dimensions		Between Arms		Arm Height
	Depth	Width	Height	Width	Close	Open	Height From Seat
2502	19	20	18	20	20	23	5-9
2506	19	20	22	20	20	23	5-9
2509	19	20	24	20	20	23	5-9






Chair models marked with this symbol are available for cartoned delivery (additional charges may apply). Chairs are fully assembled inside the carton except for the pneumatic cylinder that must be inserted into the chair base and into the mechanism (no tools required).



## Quest Series – 2500

### Task Chair

#### Low, Mid and High Back

Model	Description	Fabric Grade	List Price	Fabric Grade	List Price	Blanket Weight	Carton Weight	Yardage
2502JSLPXT	Low Back Task Chair With Euro Pivot Arms With Adjustable Lumbar and Tilt Control	A/COM	934	F	1066	49	59	1.5*
		B	960	G	1100			
		C	990	H	1185	Blanket	Carton	
		D	1025	I	1515	Cube	Cube	
		E	1043	J	1877	14	10	
2506JSLPXT	Mid Back Task Chair With Euro Pivot Arms With Adjustable Lumbar With Tilt Control	A/COM	1023	F	1151	47	57	1.5*
		B	1049	G	1184			
		C	1077	H	1265	Blanket	Carton	
		D	1108	I	1576	Cube	Cube	
		E	1129	J	1886	14	10	
2509JSLPXT	High-Back Task Chair With Euro Pivot Arms Adjustable Lumbar and Tilt Control	A/COM	1165	F	1321	62	72	1.75*
		B	1201	G	1358			
		C	1236	H	1524	Blanket	Carton	
		D	1270	I	1764	Cube	Cube	
		E	1294	J	2027	15	10	

**\*for COM vinyl add .25 yard**



Chair models marked with this symbol are available for cartoned delivery (additional charges may apply). Chairs are fully assembled inside the carton except for the pneumatic cylinder that must be inserted into the chair base and into the mechanism (no tools required).



# Quest Lite Series - 2600

## Task Chair

### Features and Options

✓ Mark signifies standard included features

#### Back Features

- ✓ Height Adjustable (ratchet)
- ✓ Integrated Thoracic & Lumbar Support
- Adjustable Lumbar Support (\$109)

#### Seat Sizes

- ✓ Standard 19"D x 20"W
- Petite 17"D x 18"W (No Charge)
- Tall 22"D x 20"W (\$149)
- Large 20"D x 22"W (\$194)
- Extra Large 21.5"D x 26"W Includes Heavy Duty Mechanism, Cylinder and Base (\$1200)

#### Seat Features

- ✓ Molded Seat Foam on a Reinforced, Contoured
- Seat Pan with a Waterfall Front Edge
- Memory Seat Foam Standard and Petite (\$75)
- Memory Seat Foam Large and XL (\$143)

#### Specialty Seat Options

- Tailbone Seat Cutout (\$120)
- Contour Seat (\$120)

#### Casters

- ✓ Soft Casters
- Hard Floor Braking (\$62)
- Glides (\$26)

Model Shown: 2609JSXT



#### Arm

- ✓ Up/Down+ Width – (AT Arm)
- 360° Pivot + Width (EP Arm) (\$78)
- 4 Direction + Pivot + Width (4D Arm) (\$78)
- Conference Arm (CC Arm) (\$78)
- Fold Away Arms + Width (FA Arm) (\$163)
- N/A: No Arms (-\$68)

#### Arm Pad

- Modern Arm Pad

#### Chair Control Mechanism

**XT:** Full function rock & tilt with infinite lock, Independent back angle, integrated seat slider. Standard Cylinder is #2 – 300 Pound Capacity

**WT:** Easy 2 lever weight adjusting control, seat slider. Standard Cylinder is #3 – 300 Pound Capacity

**SNS:** Simple Single lever control. Standard Cylinder is #3. Optional Seat Slide (\$60) - 250 Pound Capacity

#### Cylinder (heights measure from top of seat to floor)

- (#1) Low 16" to 19" (no charge)
- (#2) Intermediate 17" to 21"
- (#3) Mid 18" to 23" (no charge)
- (#4) Low Stool (\$120 Includes Foot Ring) 22" to 30"
- (#5) High Stool (\$139 Includes Foot Ring) 24" to 34"

#### Other Options

- Polished Aluminum Base (add \$104)
- Cal TBI33 Fire Rating (\$83)
- Velcro Pillow Headrest (\$116)  Ratchet Headrest (\$438)

#### Custom

- Special Seat or Back Modification (\$120)

Model	Seat Dimensions		Back Dimensions		Between Arms		Arm Height
	Depth	Width	Height	Width	Close	Open	Height From Seat
2602	19	20	18	20	18	21	6.5-9.5
2606	19	20	22	20	18	21	6.5-9.5
2609	19	20	24	20	18	21	6.5-9.5




Chair models marked with this symbol are available for cartoned delivery (additional charges may apply). Chairs are fully assembled inside the carton except for the pneumatic cylinder that must be inserted into the chair base and into the mechanism (no tools required).





# Quest Lite Series – 2600

## Task Chair


### Low Back


Model	Description	Fabric Grade	List Price	Fabric Grade	List Price	Blanket Weight	Carton Weight	Yardage
2602JSXT	Low Back Task Chair, XT Control With Adjustable Arms	A/COM	799	F	1000	42	52	1.5*
		B	843	G	1051			
		C	893	H	1175	Blanket	Carton	
		D	940	I	1379	Cube	Cube	
		E	966	J	1593	13	10	

Model	Description	Fabric Grade	List Price	Fabric Grade	List Price	Blanket Weight	Carton Weight	Yardage
2602JSWT	Low Back Task Chair, WT Control With Adjustable Arms	A/COM	756	F	957	45	55	1.5*
		B	800	G	1008			
		C	850	H	1132	Blanket	Carton	
		D	897	I	1336	Cube	Cube	
		E	923	J	1550	13	10	

Model	Description	Fabric Grade	List Price	Fabric Grade	List Price	Blanket Weight	Carton Weight	Yardage
2602SNS	Low Back Task Chair, SNS Control With Adjustable Arms	A/COM	702	F	903	40	50	1.5*
		B	746	G	954			
		C	796	H	1078	Blanket	Carton	
		D	843	I	1282	Cube	Cube	
		E	869	J	1496	15	10	

### Mid Back

Model	Description	Fabric Grade	List Price	Fabric Grade	List Price	Blanket Weight	Carton Weight	Yardage
2606JSXT	Mid Back Task Chair, XT Control With Adjustable Arms,	A/COM	824	F	1016	48	58	1.75*
		B	865	G	1064			
		C	908	H	1182	Blanket	Carton	
		D	952	I	1376	Cube	Cube	
		E	983	J	1580	15	10	

Model	Description	Fabric Grade	List Price	Fabric Grade	List Price	Blanket Weight	Carton Weight	Yardage
2606JSWT	Mid Back Task Chair, WT Control With Adjustable Arms	A/COM	781	F	973	52	62	1.75*
		B	822	G	1021			
		C	865	H	1139	Blanket	Carton	
		D	909	I	1333	Cube	Cube	
		E	940	J	1537	11	10	

**\*for COM vinyl add .25 yard**




Chair models marked with this symbol are available for cartoned delivery (additional charges may apply).  
Chairs are fully assembled inside the carton except for the pneumatic cylinder that must be inserted into the chair base and into the mechanism (no tools required).





Quest Lite Series - 2600


Task Chair

Model	Description	Fabric Grade	List Price	Fabric Grade	List Price	Blanket Weight	Carton Weight	Yardage
2606SNS	Mid Back Task Chair, SNS Control With Adjustable Arms	A/COM	727	F	919	52	62	1.75*
		B	768	G	967			
		C	811	H	1085	Blanket	Carton	
		D	855	I	1279	Cube	Cube	
		E	886	J	1483	11	10	

High Back

Model	Description	Fabric Grade	List Price	Fabric Grade	List Price	Blanket Weight	Carton Weight	Yardage
2609JSXT	High Back Task Chair, XT Control With Adjustable Arms	A/COM	863	F	1044	53	63	1.5*
		B	900	G	1091			
		C	940	H	1204	Blanket	Carton	
		D	983	I	1380	Cube	Cube	
		E	1013	J	1586	14	10	

Model	Description	Fabric Grade	List Price	Fabric Grade	List Price	Blanket Weight	Carton Weight	Yardage
2609JSWT	High Back Task Chair, WT Control With Adjustable Arms	A/COM	820	F	1001	44	54	1.5*
		B	857	G	1048			
		C	897	H	1161	Blanket	Carton	
		D	940	I	1337	Cube	Cube	
		E	970	J	1543	14	10	

Model	Description	Fabric Grade	List Price	Fabric Grade	List Price	Blanket Weight	Carton Weight	Yardage
2609SNS	High Back Task Chair, SNS Control With Adjustable Arms	A/COM	766	F	947	50	60	1.75*
		B	803	G	994			
		C	843	H	1107	Blanket	Carton	
		D	886	I	1283	Cube	Cube	
		E	916	J	1489	14	10	

**\*for COM vinyl add .25 yard**



Chair models marked with this symbol are available for cartoned delivery (additional charges may apply). Chairs are fully assembled inside the carton except for the pneumatic cylinder that must be inserted into the chair base and into the mechanism (no tools required).



# Logixx Series – 3150

## Intensive Use Task Chair

### Features and Options

#### Back Features

- ✓ Height Adjustable (ratchet)
- ✓ Integrated Thoracic & Lumbar Support
- ✓ Heavy Duty Double Post Back Upright
- ✓ Adjustable Lumbar Support

#### Seat Sizes

- ✓ Standard 19.5”D x 21”W

#### Seat Features

- ✓ Molded Foam on a Reinforced, Contoured  
Seat Pan with a Waterfall Front Edge
- Memory Seat Foam (\$75)

#### Specialty Seat Options

N/A

#### Casters

- ✓ Soft Casters
- Hard Floor Braking (\$62)
- Glides (\$26)

Model Shown: 3156



#### Custom

N/A

✓ Mark signifies standard included features

#### Arm

- ✓ Up/Down,
- ✓ Adjustable Width Bracket
- 360° Pivot + Width (EP Arm) (N/C)
- 4 Direction + Pivot + Width (4D Arm) (N/C)
- Conference Arm (CC Arm) (N/C)
- Fold Away Arms + Width (FA Arm) (\$163)

No Arms (-\$90)

#### Arm Pad

- ✓ 3D Pad – In/Out, Forward/Backward

#### Chair Control Mechanism

- ✓ Executive seat rocking and tilt with infinite lock, independent back angle, micro pitch control - 350 Pound Capacity
- ✓ Integrated Seat Slide

#### Cylinder (heights measure from top of seat to floor)

- (#1) Low 16” to 19” (no charge)
- ✓ (#2) Intermediate 17” to 21”
- (#3) Mid 18” to 23” (no charge)
- (#4) Low Stool (\$120 Includes Foot Ring) 22” to 30”
- (#5) High Stool (\$139 Includes Foot Ring) 24” to 34”

#### Other Options

- Polished Aluminum Base (add \$104)
- Cal TB133 Fire Rating (\$83)

Model	Seat Dimensions		Back Dimensions		Between Arms		Arm Height
	Depth	Width	Height	Width	Close	Open	Height From Seat
3156	19.5	21	24.75	20.75	19	21	7-10




Chair models marked with this symbol are available for cartoned delivery (additional charges may apply). Chairs are fully assembled inside the carton except for the pneumatic cylinder that must be inserted into the chair base and into the mechanism (no tools required).



**Logixx Series – 3150**  
**Intensive Use Task Chair**

**High Back**

Model	Description	Fabric Grade	List Price	Fabric Grade	List Price	Blanket Weight	Carton Weight	Yardage
3156	High Back Intensive Task Chair With Adjustable Arms	A/COM	1123	F	1313	50	60	1.5*
		B	1160	G	1361			
		C	1204	H	1481			
		D	1247	I	1859	Blanket Cube	Carton Cube	
		E	1281	J	2111	15	10	

**\*for COM vinyl add .25 yard**



Chair models marked with this symbol are available for cartoned delivery (additional charges may apply). Chairs are fully assembled inside the carton except for the pneumatic cylinder that must be inserted into the chair base and into the mechanism (no tools required).





# Tuscany Series - 2800

## Conference and Executive Chair

### Features and Options

✓ Mark signifies standard included features

#### Standard Features

- ✓ High quality faux leather with designer stitching
- ✓ Heavy duty 2:1 synchronized knee tilt with 5 locking positions
- ✓ Easy seat tilt tension crank, adjustable while seated
- ✓ 26" heavy duty polished aluminum die cast 5 star base
- ✓ High resilience molded soft foam for extra comfort
- ✓ Contoured reinforced inner seat structure with waterfall front
- ✓ Aluminum armrest with padded polyurethane insert
- ✓ Class IV Heavy Duty Cylinder
- ✓ Soft Casters

Model Shown: 2816-BLK with 4D

Model Shown: 2819-BLK

#### Optional Features

- 4 Direction + Pivot + Width (4D Arm) \$78
- 360° Pivot + Width (EP Arm) \$78
- Fold Away Arms + Width (FA Arm) \$163
- No Arms (N/A) -\$66
- Low Stool (Includes Foot Ring 22" to 30") \$120
- High Stool (Includes Foot Ring 24" to 34") \$139
- TBI33 (Not Available on BLK Versions) \$135



Model	Seat Dimensions		Back Dimensions		Between Arms	Arm Height
	Depth	Width	Height	Width	Fixed Width	Height From Seat
2816-BLK	20	19.5	24	19.5	20.5	9
2819-BLK	20	19.5	30	19.5	20.5	9
2812G-BLK	20	19.5	24	19.5	19.5	9

### Prices – Standard Black

Model	Description	Fabric Grade	List Price	Blanket Weight	Carton Weight	Yardage
2816-BLK	Mid Back Executive Chair With Conference Arms	BLACK	876	50	60	N/A
				Blanket Cube 14	Carton Cube 9	

Model	Description	Fabric Grade	List Price	Blanket Weight	Carton Weight	Yardage
2819-BLK	High Back Executive Chair With Conference Arms	BLACK	926	53	63	N/A
				Blanket Cube 16	Carton Cube 10	

Model	Description	Fabric Grade	List Price	Blanket Weight	Carton Weight	Yardage
2812G-BLK	Mid Back Executive Guest Chair With Arms and Cantilever Sled Base	BLACK	606	35	45	N/A
				Blanket Cube 14	Carton Cube 9	




Chair models marked with this symbol are available for cartoned delivery (additional charges may apply). Chairs are fully assembled inside the carton except for the pneumatic cylinder that must be inserted into the chair base and into the mechanism (no tools required).







Tuscany Series – 2800  
Conference and Executive Chair

Prices – Standard/COM Textiles

Model	Description	Fabric Grade	List Price	Fabric Grade	List Price	Blanket Weight	Carton Weight	Yardage
2816	Mid Back Executive Chair With Conference Arms	A/COM	1336	F	1567	50	60	2.5*
		B	1379	G	1617	Blanket Cube	Carton Cube	
		C	1429	H	1754			
		D	1479	I	1919			
		E	1516	J	2462			

Model	Description	Fabric Grade	List Price	Fabric Grade	List Price	Blanket Weight	Carton Weight	Yardage
2819	High Back Executive Chair With Conference Arms	A/COM	1386	F	1624	53	63	3.0*
		B	1431	G	1677	Blanket Cube	Carton Cube	
		C	1483	H	1817			
		D	1535	I	1988			
		E	1573	J	2547			

Model	Description	Fabric Grade	List Price	Fabric Grade	List Price	Blanket Weight	Carton Weight	Yardage
2812	Mid Back Executive Guest Chair With Arms and Cantilever Sled Base	A/COM	1145	F	1376	35	45	2.5*
		B	1188	G	1426	Blanket Cube	Carton Cube	
		C	1238	H	1562			
		D	1288	I	1739			
		E	1325	J	2271			

**\*for COM vinyl add .25 yard**



Chair models marked with this symbol are available for cartoned delivery (additional charges may apply).  
Chairs are fully assembled inside the carton except for the pneumatic cylinder that must be inserted into the chair base and into the mechanism (no tools required).



# QT Series – 2900

## Mesh Back Task Chair

### Features and Options

#### Back Features

- Supportive Mesh Back
- 6 Step Padded Adjustable Lumbar
- Fixed Back

#### Seat Sizes

- Standard 19"D x 20"W
- Petite 17"D x 18"W (N/C)
- Tall 22"D x 20"W (\$149)
- Large 20"D x 22"W (\$194)

#### Seat Features

- Molded Seat Foam on a Reinforced, Contoured Seat Pan with a Waterfall Front Edge
- Memory Seat Foam Standard Seat (\$75)
- Memory Seat Foam Large Seat (\$143)

#### Specialty Seat Options

- Tailbone Seat Cutout (\$120)
- Contour Seat (\$120)

#### Casters

- Soft Casters
- Hard Floor Braking (\$62)
- Glides (\$26)

Model Shown: 2906JSXT



#### Custom

- Special Seat or Back Modification (\$120)
- Black Spacer Mesh Back Cover (\$131)

✓ Mark signifies standard included features

#### Arm

- Up/Down – (AT Arm)
- Adjustable Width Bracket For AT Arm (\$42)
- 360° Pivot + Width (EP Arm) (\$78)
- 4 Direction + Pivot + Width (4D Arm) (\$78)
- Conference Arm (CC Arm) (\$78)
- Fold Away Arms + Width (FA Arm) (\$163)
- N/A: No Arms (-\$43)

#### Arm Pad

- Modern Arm Pad

#### Chair Control Mechanisms

- XT:** Full function rock & tilt with infinite lock, Independent back angle, integrated seat slider. Standard Cylinder is #2 – 300 Pound Capacity
- WT:** Easy 2 lever weight adjusting control, seat slider. Standard Cylinder is #3 – 300 Pound Capacity
- SNS:** Simple Single lever control. Standard Cylinder is #3. Optional Seat Slide (\$60) 250 Pound Capacity

#### Cylinder (heights measure from top of seat to floor)

- (#1) Low 16" to 19" (no charge)
- (#2) Intermediate 17" to 21"
- (#3) Mid 18" to 23" (no charge)
- (#4) Low Stool (\$120 Includes Foot Ring) 22" to 30"
- (#5) High Stool (\$139 Includes Foot Ring) 24" to 34"

#### Other Options

- Polished Aluminum Base (add \$104)
- Cal TB133 Fire Rating – Seat Only (\$42)
- Headrest (\$75)

Model	Seat Dimensions		Back Dimensions		Between Arms	Arm Height
	Depth	Width	Height	Width	Fixed Width	Height From Seat
2906	18.5	19.34	21	19	20	7-10





Chair models marked with this symbol are available for cartoned delivery (additional charges may apply). Chairs are fully assembled inside the carton except for the pneumatic cylinder that must be inserted into the chair base and into the mechanism (no tools required).




QT Series – 2900

Mesh Back Task Chair

Model	Description	Fabric Grade	List Price	Fabric Grade	List Price	Blanket Weight	Carton Weight	Yardage
2906JSXT	Mesh Mid-Back Task Chair With Adjustable Arms, XT Control Seat Slider Included	A/COM	714	F	819	41	51	1.5*
		B	741	G	846			
		C	762	H	908			
		D	786	I	978			
		E	802	J	1035			
						Blanket Cube 11	Carton Cube 10	

Model	Description	Fabric Grade	List Price	Fabric Grade	List Price	Blanket Weight	Carton Weight	Yardage
2906JSWT	Mesh Mid-Back Task Chair With Adjustable Arms, WT Control Seat Slider Included	A/COM	671	F	776	41	51	1.5*
		B	698	G	803			
		C	719	H	865			
		D	743	I	935			
		E	759	J	992			
						Blanket Cube 11	Carton Cube 10	

Model	Description	Fabric Grade	List Price	Fabric Grade	List Price	Blanket Weight	Carton Weight	Yardage
2906SNS	Mesh Mid-Back Task Chair With Adjustable Arms, SNS Control Seat Slider NOT Included	A/COM	617	F	722	41	51	1.5*
		B	644	G	749			
		C	665	H	811			
		D	689	I	881			
		E	705	J	938			
						Blanket Cube 11	Carton Cube 10	



Chair models marked with this symbol are available for cartoned delivery (additional charges may apply). Chairs are fully assembled inside the carton except for the pneumatic cylinder that must be inserted into the chair base and into the mechanism (no tools required).



# QTU Series - 3900

## Upholstered Mesh Back Task Chair

### Features and Options

#### Back Features

- Supportive Mesh Back
- 6 Step Padded Adjustable Lumbar
- Fixed Back

#### Seat Sizes

- Standard 19"D x 20"W
- Petite 17"D x 18"W (N/C)
- Tall 22"D x 20"W (\$149)
- Large 20"D x 22"W (\$194)

#### Seat Features

- Molded Seat Foam on a Reinforced, Contoured Seat Pan with a Waterfall Front Edge
- Memory Foam Standard/Petite Seat (\$75)
- Memory Seat Foam Large/Tall Seat (\$143)

#### Specialty Seat Options

- Tailbone Seat Cutout (\$120)
- Contour Seat (\$120)

#### Casters

- Soft Casters
- Hard Floor Braking (\$62)
- Glides (\$26)

Model Shown: 3906SNS



#### Custom

- Special Seat or Back Modification (\$120)

✓ Mark signifies standard included features

#### Arm

- Up/Down – (AT Arm)
- Adjustable Width Bracket For AT Arm (\$42)
- 360° Pivot + Width (EP Arm) (\$78)
- 4D Direction + Pivot + Width (4D Arm) (\$78)
- Conference Arm (CC Arm) (\$78)
- Fold Away Arms + Width (FA Arm) (\$163)
- N/A: No Arms (-\$43)

#### Arm Pad

- Modern Arm Pad

#### Chair Control Mechanisms

**XT:** Full function rock & tilt with infinite lock, Independent back angle, integrated seat slider. Standard Cylinder is #2 – 300 Pound Capacity

**WT:** Easy 2 lever weight adjusting control, seat slider. Standard Cylinder is #3 – 300 Pound Capacity

**SNS:** Simple Single lever control. Standard Cylinder is #3. Optional Seat Slide (\$60) 250 Pound Capacity

#### Cylinder (heights measure from top of seat to floor)

- (#1) Low 16" to 19" (no charge)
- (#2) Intermediate 17" to 21"
- (#3) Mid 18" to 23" (no charge)
- (#4) Low Stool (\$120 Includes Foot Ring) 22" to 30"
- (#5) High Stool (\$139 Includes Foot Ring) 24" to 34"

#### Other Options

- Polished Aluminum Base (add \$104)
- Cal TB133 Fire Rating - Seat Only (\$42)
- Headrest (\$75)

Model	Seat Dimensions		Back Dimensions		Between Arms	Arm Height
	Depth	Width	Height	Width	Fixed Width	Height From Seat
3906	18.5	19.34	21	19	20	7-10





Chair models marked with this symbol are available for cartoned delivery (additional charges may apply). Chairs are fully assembled inside the carton except for the pneumatic cylinder that must be inserted into the chair base and into the mechanism (no tools required).




QTU Series - 3900

Upholstered Mesh Back Task Chair

Model	Description	Fabric Grade	List Price	Fabric Grade	List Price	Blanket Weight	Carton Weight	Yardage
3906JSXT	Mesh Mid-Back Task Chair With Adjustable Arms, XT Control Seat Slider Included	A/COM	798	F	955	41	51	1.5*
		B	830	G	995			
		C	865	H	1087			
		D	901	I	1196	Blanket Cube	Carton Cube	
		E	927	J	1252	11	10	

Model	Description	Fabric Grade	List Price	Fabric Grade	List Price	Blanket Weight	Carton Weight	Yardage
3906JSWT	Mesh Mid-Back Task Chair With Adjustable Arms, WT Control Seat Slider Included	A/COM	755	F	912	41	51	1.5*
		B	787	G	952			
		C	822	H	1044			
		D	858	I	1153	Blanket Cube	Carton Cube	
		E	884	J	1209	11	10	

Model	Description	Fabric Grade	List Price	Fabric Grade	List Price	Blanket Weight	Carton Weight	Yardage
3906SNS	Mesh Mid-Back Task Chair With Adjustable Arms, SNS Control Seat Slider NOT Included	A/COM	701	F	858	41	51	1.5*
		B	733	G	898			
		C	768	H	990			
		D	804	I	1099	Blanket Cube	Carton Cube	
		E	830	J	1155	11	10	



Chair models marked with this symbol are available for cartoned delivery (additional charges may apply).  
Chairs are fully assembled inside the carton except for the pneumatic cylinder that must be inserted into the chair base and into the mechanism (no tools required).



# Pursue Series – 36/3700

## Mesh-Back Task Chair

### Features and Options

#### Back Features

- Supportive Mesh Back
- Adjustable Lumbar
- Fixed Back

#### Seat Sizes

- Standard 19"D x 20"W
- Petite 17"D x 18"W (N/C)
- Tall 22"D x 20"W (\$149)
- Large 20"D x 22"W (\$194) Only Available with WT Control

#### Seat Features

- Molded Seat Foam on a Reinforced, Contoured Seat Pan with a Waterfall Front Edge
- Memory Seat Foam (\$75 Standard / \$143 Large)

#### Specialty Seat Options

- Tailbone Seat Cutout (\$120)
- Contour Seat (\$120)

#### Casters

- Carpet Caster
- Hard Floor Braking (\$62)
- Glides (\$26)  Soft Casters (\$26)

Model Shown: 3706-JSWT



#### Custom

- Special Seat Modification (\$120)

✓ Mark signifies standard included features

#### Arm

- Up/Down – (AT Arm)
- Adjustable Width Bracket For AT Arm (\$42)
- 360° Pivot + Width (EP Arm) (\$78)
- 4 Direction + Pivot + Width (4D Arm) (\$78)
- Conference Arm (CC Arm) (\$78)
- Fold Away Arms + Width (FA Arm) (\$163)
- N/A: No Arms (-\$43)

#### Arm Pad

- Modern Arm Pad

#### Chair Control Mechanisms

**JSWT:** Easy 2 lever weight adjusting control, seat slider. Standard Cylinder is #3 - 300 Pound Capacity

**SNS:** Simple Single lever control. Standard Cylinder is #3. Optional Seat Slide (\$60) – 250 Pound Capacity

#### Cylinder (heights measure from top of seat to floor)

- (#1) Low 16" to 19" (no charge)
- (#2) Intermediate 17" to 21"
- (#3) Mid 18" to 23" (no charge)
- (#4) Low Stool (\$120 Includes Foot Ring) 22" to 30"
- (#5) High Stool (\$139 Includes Foot Ring) 24" to 34"

#### Other Options

- Polished Aluminum Base (add \$104)
- Cal TB133 Fire Rating – Seat Only (\$42)
- Headrest (\$75)

Model	Seat Dimensions		Back Dimensions		Between Arms	Arm Height
	Depth	Width	Height	Width	Fixed Width	Height From Seat
3606	18.5	19.34	23	17.5	17	7-10
3706	18.5	19.34	23	17.5	17	7-10



Chair models marked with this symbol are available for cartoned delivery (additional charges may apply). Chairs are fully assembled inside the carton except for the pneumatic cylinder that must be inserted into the chair base and into the mechanism (no tools required).



Pursue Series – 36/3700


Mesh-Back Task Chair

Model	Description	Fabric Grade	List Price	Fabric Grade	List Price	Blanket Weight	Carton Weight	Yardage
3606JSWT	Black Mesh Mid-Back Task Chair With Adjustable Arms, WT Control Seat Slider Included	A/COM	556	F	684	41	51	1.5*
		B	580	G	762			
		C	607	H	780			
		D	632	I	881			
		E	657	J	1295			
3706JSWT	Grey Mesh Mid-Back Task Chair With Adjustable Arms, WT Control Seat Slider Included	A/COM	556	F	684	41	51	1.5*
		B	580	G	762			
		C	607	H	780			
		D	632	I	881			
		E	657	J	1295			
3606SNS	Black Mesh Mid-Back Task Chair With Adjustable Arms, SNS Control Seat Slider NOT Included	A/COM	502	F	630	41	51	1.5*
		B	526	G	708			
		C	553	H	726			
		D	578	I	827			
		E	603	J	1241			
3706SNS	Grey Mesh Mid-Back Task Chair With Adjustable Arms, SNS Control Seat Slider NOT Included	A/COM	502	F	630	41	51	1.5*
		B	526	G	708			
		C	553	H	726			
		D	578	I	827			
		E	603	J	1241			

Blanket Cube 11 Carton Cube 10 

Blanket Cube 11 Carton Cube 10 

Blanket Cube 11 Carton Cube 10 

Blanket Cube 11 Carton Cube 10 



Chair models marked with this symbol are available for cartoned delivery (additional charges may apply). Chairs are fully assembled inside the carton except for the pneumatic cylinder that must be inserted into the chair base and into the mechanism (no tools required).





# Variant Series - 3000

## Executive Mesh Task Chair

### Features and Options

✓ Mark signifies standard included features

#### Standard Features

- ✓ Breathable High Tensile Mesh Seat & Back
- ✓ Synchronized Front Pivoting Mechanism
- ✓ Cable Operated Seat Height 16" to 19", Tilt/Lock, & Seat Slide
- ✓ Flexible Back Rest Tilt Tension and Angle Control
- ✓ Ratchet Back Height Adjustment
- ✓ Side Tension Knob to Adjust Tilt Resistance
- ✓ 180 Degree Pivot and Up/Down Arms
- ✓ Self Adjusting Lumbar Support
- ✓ Soft 4" Wide Arm Pads
- ✓ Arm Pad Angle Adjustment
- ✓ Waterfall Front Edge with Padded Foam
- ✓ Large 26" Heavy Duty Polished Aluminum Base
- ✓ Soft Casters
- ✓ Head Rest Height and Angle Adjustment

Model Shown: 3009

Model Shown: 3009 with Head Rest and Upholstered Seat



#### Optional Features

Mesh Headrest	\$79
Upholstered Seat - see prices below	
Low Stool (Includes Foot Ring 22" to 30")	\$120
Tall Stool (Includes Foot Ring 24" to 34")	\$139
Cal TB 133 – Seat Only	\$42
#2 Intermediate (18" to 22")	N/C
#3 Mid (19" to 24")	N/C

Model	Seat Dimensions		Back Dimensions		Between Arms	Arm Height
	Depth	Width	Height	Width	Fixed Width (Pivoting)	Height From Seat
3009-BLK	20	20	23	19.3	19.7	6-9

### Prices

Model	Description	Fabric Grade	List Price	Fabric Grade	List Price	Blanket Weight	Carton Weight	Yardage
3009-BLK	Mesh High Back	MESH SEAT	1138	F	1348	60	67	1*
	Only seat is upholstered in grades A/COM-J, back is always mesh	A/COM	1275	G	1362			
		B	1290	H	1377			
		C	1305	I	1392			
		D	1319	J	1406			
		E	1333					
						Blanket Cube 11	Carton Cube 10	

**\*for COM vinyl add .25 yard**



Chair models marked with this symbol are available for cartoned delivery (additional charges may apply). Chairs are fully assembled inside the carton except for the pneumatic cylinder that must be inserted into the chair base and into the mechanism (no tools required).





# Tuscany, QT, Trudeau, Fast Track

## Conference Chairs

### Features and Options

#### Back Features

- Integrated Lumbar Support
- Fixed Back

#### Seat Sizes

- Standard 19"D x 20"W
- Petite 17"D x 18"W (N/C Trudeau, QT, Fast Track Only)
- Tall 22"D x 20"W (\$149 Trudeau, QT, Fast Track Only)
- Large 20"D x 22"W (\$194 Trudeau, QT, Fast Track Only)

#### Seat Features

- Molded or High Resilient Seat Foam on a Reinforced, Contoured Seat Pan with a Waterfall Front Edge
- Memory Seat Foam (\$75 Standard / \$143 Large N/A Tuscany)

#### Specialty Seat Options

- Tailbone Seat Cutout (\$120 N/A Tuscany)
- Contour Seat (\$120 N/A Tuscany)

#### Casters

- Soft Casters
- Hard Floor Braking (\$62)
- Glides (\$26)

Model Shown: 2816C



#### Custom

- Special Seat Modification (\$120)

✓ Mark signifies standard included features

#### Arm

- Conference Arm (CC Arm)

#### Arm Pad

- N/A

- N/A: No Arms (-\$43)

#### Chair Control Mechanisms

**SNS:** Simple Single lever control. Standard Cylinder is #3. Optional Seat Slide (\$60) – 250 Pound Capacity

#### Cylinder (heights measure from top of seat to floor)

- (#1) Low 16" to 19" (no charge)
- (#2) Intermediate 17" to 21"
- (#3) Mid 18" to 23" (no charge)
- (#4) Low Stool (\$120 Includes Foot Ring) 22" to 30"
- (#5) High Stool (\$139 Includes Foot Ring) 24" to 34"

#### Other Options

- Polished Aluminum Base (add \$104)
- Cal TB133 Fire Rating (\$82 Trudeau, Fast Track, \$42 QT, N/A Tuscany)

Model	Seat Dimensions		Back Dimensions		Between Arms	Arm Height
	Depth	Width	Height	Width	Fixed Width	Height From Seat
2816C	20	19.5	24	19.5	20.5	8.5
2916C	20	19.5	30	19.5	20.5	8.5
1616C	19	19.5	22	21	20	7.5
316C	19	20	24	20	20	8.5



Chair models marked with this symbol are available for cartoned delivery (additional charges may apply). Chairs are fully assembled inside the carton except for the pneumatic cylinder that must be inserted into the chair base and into the mechanism (no tools required).



# Tuscany, Vive, Trudeau, Fast Track

## Conference Chairs

### Tuscany

Model	Description	Fabric Grade	List Price	Fabric Grade	List Price	Blanket Weight	Carton Weight	Yardage
2816C	Mid Back Conference Chair SNS Mech, Black Base and C Arms	BLACK	737	E	1377	50	60	2.5*
		A/COM	1197	F	1428	Blanket Cube	Carton Cube	
		B	1240	G	1478			
		C	1290	H	1615			
		D	1340	I	1780			
				J	2323			
2819C	High Back Conference Chair SNS Mech, Black Base and C Arms	BLACK	766	E	1413	53	63	3.0*
		A/COM	1226	F	1464	Blanket Cube	Carton Cube	
		B	1271	G	1517			
		C	1323	H	1657			
		D	1375	I	1828			
				J	2387			

### QT

Model	Description	Fabric Grade	List Price	Fabric Grade	List Price	Blanket Weight	Carton Weight	Yardage
2916C	Mid Fixed Back Conference Chair SNS Mech, Black Base and C Arms	A/COM	695	F	828	41	51	1.5*
		B	720	G	909	Blanket Cube	Carton Cube	
		C	748	H	928			
		D	774	I	1033			
		E	800	J	1463			

### Trudeau

Model	Description	Fabric Grade	List Price	Fabric Grade	List Price	Blanket Weight	Carton Weight	Yardage
1616C	Mid Fixed Back Conference Chair SNS Mech, Black Base and C Arms	A/COM	840	F	1088	41	51	1.5*
		B	910	G	1144	Blanket Cube	Carton Cube	
		C	961	H	1284			
		D	1012	I	1505			
		E	1050	J	1728			

### Fast Track

Model	Description	Fabric Grade	List Price	Fabric Grade	List Price	Blanket Weight	Carton Weight	Yardage
316C	Mid Fixed Back Conference Chair SNS Mech, Black Base and C Arms	A/COM	697	F	827	41	51	1.5*
		B	724	G	859	Blanket Cube	Carton Cube	
		C	752	H	941			
		D	782	I	1228			
		E	804	J	1517			



Chair models marked with this symbol are available for cartoned delivery (additional charges may apply).  
Chairs are fully assembled inside the carton except for the pneumatic cylinder that must be inserted into the chair base and into the mechanism (no tools required).



## Components Price List

List Price

### Arms & Arm Pads

C-300-01R/L	Modern T-Arm, Up & Down, <u>R</u> ight or <u>L</u> eft (without arm pad)	44	EA
C-300-02	Arm Mounting Bracket for Above (adds width adjustment)	16	EA
C-300-17 R/L	Fold-Away Arm (without arm pad)	128	EA
C-300-2 R/L	Euro Pivot Arm (without arm pad)	92	EA
C-300-01	Arm Pad for Modern T-Arm	31	EA
C-300-06	Silhouette Arm Pad (compatible with Standard, Euro Pivot, or Fold-Away arms)	31	EA
C-300-4D R/L	4D Arm (includes arm pad)	92	EA

### Cylinders and Footing

A-100-29	#1: Cylinder 3" Travel Low (lower starting and ending position)	60	EA
A-100-30	#2: Cylinder 4" Travel Standard Cylinder	60	EA
A-100-25	#3: Cylinder 5" Travel Mid Cylinder	60	EA
A-100-32	#4: Cylinder 8" Travel Low Stool	82	EA
A-100-35	#5: Cylinder 10" Travel High Stool	89	EA
A-100-34	Heavy Duty Cylinder	75	EA
A-100-45	Dual Locking Foot Ring 20" Diameter With Slip Resistant Oval	105	EA

### Controls

B-200-14	Standard 2 Paddle Control (300 and 900 Series) back angle, seat tilt, knob adjusted back height	135	EA
B-200-16	Extra Heavy Duty Control 450lb Max w/Integrated Seat Slider seat rocking and tilt with infinite lock, ratchet adjusted back height	444	EA
B-200-20C	XT Control w/Integrated Seat Slider seat rocking and tilt with infinite lock, back angle, ratchet adjusted back height, micro-pitch	311	EA
B-200-20D	WT Control w/Integrated Seat Slider seat rocking and 4 position tilt lock, 2-to-1 knee tilt, self-adjusting	293	EA
B-200-20Y	XT Control Executive Ratchet Mechanism without Seat Slider seat rocking & tilt with infinite lock, back angle, ratchet adjusted back, micro-pitch	293	EA
B-200-21A	SNS Chair Control seat rocking, one tilt lock position	98	EA
B-200-37	Seat Slider Standard (may be added to SNS control)	94	EA

### Casters

A-100-0	50mm High Impact Hooded Casters	6	EA
A-100-02	50mm Hard Floor Soft Braking Casters (prevents rolling when chair is un-weighted)	24	EA
A-100-04	50mm Hard Floor Soft Reverse Braking Casters (brake when weighted/sitting)	24	EA
A-100-05	60mm Soft Thread Casters without Hood	9	EA
A-100-10	Glides 38 mm Standard	9	EA

## Components Price List (continued)


List Price


Bases			
A-100-15	Plastic Base Princess 26"	61	EA
A-100-16A	Polished Aluminum Base 26"	135	EA
A-100-20	Plastic Base High Profile 25"	61	EA
A-100-15B	Heavy Duty Base	89	EA
Seats		Prices below are grade A and B only, call for pricing on other fabrics	
S200	Seat for MW200, 200JS, 400, & 900 Series	213	EA
S20018	Seat for Petite (without memory foam)	213	EA
S300	Seat for 300 Series	240	EA
S5800	Seat for 5800 Series	86	EA
S500LS	Seat for 506, 509 Large Scale	300	EA
S700	Seat for 700 Standard	332	EA
S700LS	Seat for 700 Large Scale	374	EA
S1500	Seat for 1500 Series, 1400 Series, 2500 Series	266	EA
S1600	Seat for 1600 Series	266	EA
S1300	Seat for 1300 Series, 2600 Series	266	EA
S2400	Seat for 2400 Series	213	EA
S2900	Seat for 2900 Series	213	EA
S3150	Seat for 3150 Series	314	EA
Backs			
BK20018	Back for Petite	214	EA
BK200JSLB	Back for Low Back 200, 400, 900	237	EA
BK200JSMB	Back for Mid Back 200, 400, 900	273	EA
BK200JSHB	Back for High Back 200, 400	302	EA
BK300MB	Back for mid Back 300	237	EA
BK300HB	Back for High Back 300	273	EA
BK500LSHB	Back for High Back Large Scale (Models #506, #509)	308	EA
BK700MB	Back for Mid Back700 with Integrated Adjustable Lumbar Support	562	EA
BK700HB	Back for High Back 700 with Integrated Adjustable Lumbar Support	742	EA
BK1500MB	Back for Mid Back 1500	273	EA
BK1500HB	Back for High Back 1500	302	EA
BK1300MB	Back for Mid Back 1300	273	EA
BK1300HB	Back for High Back 1300	302	EA
BK1600MB	Back for Mid Back 1600	273	EA
BK1600HB	Back for High Back 1600	302	EA
BK2500MB	Back for Mid Back 2500 with Adjustable Lumbar Support	397	EA
BK2500HB	Back for High Back 2500 with Adjustable Lumbar Support	427	EA
BK2600MB	Back for Mid Back 2600	261	EA
BK2600HB	Back for High Back 2600	289	EA
BK2900	Mesh Back for 2900	297	EA
BK3600	Mesh Back for 3600	297	EA
BK5800	Back for 5800	86	EA
BK3150	Back for 3150	326	EA





ERGONOMIC COMFORT DESIGN

951-277-1558 

951-277-2880 

[ecdergo.com](http://ecdergo.com) 

9140 Stellar Court #B Corona, Ca 92883 