

Trudeau Series - I 600

Task Chair

Features and Options

Back Features

- Height Adjustable (ratchet)
- Integrated Thoracic & Lumbar Support
- Adjustable Lumbar Support (\$109)

Seat Sizes

- Standard 19"D x 20"W
- Petite 17"D x 18"W (No Charge)
- Tall 22"D x 20"W (\$149)
- Large 20"D x 22"W (\$194)
- Extra Large 21.5"D x 26"W Includes Heavy Duty Mechanism, Cylinder and Base (\$1200)

Seat Features

- High Resilient Foam on a Reinforced, Contoured Seat Pan with a Waterfall Front Edge
- Memory Seat Foam
- Memory Seat Foam XL (N/C)

Specialty Seat Options

- Tailbone Seat Cutout (\$120)
- Contour Seat (\$120)

Casters

- Soft Casters
- Hard Floor Braking (\$62)
- Glides (\$26)

Model Shown: I606JSXT



Custom

- Special Seat or Back Modification (\$120)

✓ Mark signifies standard included features

Arm

- Up/Down + Width – (AT Arm) (N/C)
- 360° Pivot + Width (EP Arm) (included)
- 4 Direction + Pivot + Width (4D Arm) (N/C)
- Conference Arm (CC Arm) (N/C)
- Fold Away Arms + Width (FA Arm) (\$163)
- N/A: No Arms (-\$90)

Arm Pad

- Silhouette Pad

Chair Control Mechanism

XT: Full function rock & tilt with infinite lock, Independent back angle, integrated seat slider. Standard Cylinder is #2 – 300 Pound Capacity

WT: Easy 2 lever weight adjusting control, seat slider. Standard Cylinder is #3 – 300 Pound Capacity

SNS: Simple Single lever control. Standard Cylinder is #3. Optional Seat Slide (\$60) - 250 Pound Capacity

Cylinder (heights measure from top of seat to floor)

- (#1) Low 16" to 19" (no charge)
- (#2) Intermediate 17" to 21"
- (#3) Mid 18" to 23" (no charge)
- (#4) Low Stool (\$120 Includes Foot Ring) 22" to 30"
- (#5) High Stool (\$139 Includes Foot Ring) 24" to 34"

Other Options

- Polished Aluminum Base (add \$104)
- Cal TBI33 Fire Rating (\$83)
- Ratchet Head Rest (\$438) Pillow Head Rest (\$116)

Model	Seat Dimensions		Back Dimensions		Between Arms		Arm Height
	Depth	Width	Height	Width	Close	Open	Height From Seat
I606	19	20	20	21	17	20	5-9
I609	19	20	26	21	17	20	5-9




Chair models marked with this symbol are available for cartoned delivery (additional charges may apply). Chairs are fully assembled inside the carton except for the pneumatic cylinder that must be inserted into the chair base and into the mechanism (no tools required).





Trudeau Series - 1600

Task Chair

Mid Back

Model	Description	Fabric Grade	List Price	Fabric Grade	List Price	Blanket Weight	Carton Weight	Yardage
1606JSXT	Mid-Back Task Chair, XT Control With Adjustable Arms	A/COM	967	F	1097	49	59	1.75*
		B	994	G	1129			
		C	1023	H	1211	Blanket Cube	Carton Cube	
		D	1052	I	1520			
		E	1073	J	1830			

Model	Description	Fabric Grade	List Price	Fabric Grade	List Price	Blanket Weight	Carton Weight	Yardage
1606JSWT	Mid-Back Task Chair, WT Control With Adjustable Arms	A/COM	924	F	1054	49	59	1.75*
		B	951	G	1086			
		C	980	H	1168	Blanket Cube	Carton Cube	
		D	1009	I	1477			
		E	1030	J	1787			

Model	Description	Fabric Grade	List Price	Fabric Grade	List Price	Blanket Weight	Carton Weight	Yardage
1606SNS	Mid-Back Task Chair, SNS Control With Adjustable Arms	A/COM	870	F	1000	49	59	1.75*
		B	897	G	1032			
		C	926	H	1114	Blanket Cube	Carton Cube	
		D	955	I	1423			
		E	976	J	1733			

***for COM vinyl add .25 yard**




Chair models marked with this symbol are available for cartoned delivery (additional charges may apply). Chairs are fully assembled inside the carton except for the pneumatic cylinder that must be inserted into the chair base and into the mechanism (no tools required).





I 600 Trudeau Series

Task Chair

High Back

Model	Description	Fabric Grade	List Price	Fabric Grade	List Price	Blanket Weight	Carton Weight	Yardage
I609JSXT	High Back Task Chair, XT Control With Adjustable Arms	A/COM	1043	F	1201	54	64	2.25*
		B	1080	G	1239			
		C	1114	H	1332	Blanket Cube	Carton Cube	
		D	1148	I	1619			
		E	1174	J	1905			

Model	Description	Fabric Grade	List Price	Fabric Grade	List Price	Blanket Weight	Carton Weight	Yardage
I609JSWT	High Back Task Chair, WT Control With Adjustable Arms	A/COM	1000	F	1158	54	64	2.25*
		B	1037	G	1196			
		C	1071	H	1289	Blanket Cube	Carton Cube	
		D	1105	I	1576			
		E	1131	J	1862			

Model	Description	Fabric Grade	List Price	Fabric Grade	List Price	Blanket Weight	Carton Weight	Yardage
I609SNS	High Back Task Chair, SNS Control With Adjustable Arms	A/COM	946	F	1104	54	64	2.25*
		B	983	G	1142			
		C	1017	H	1235	Blanket Cube	Carton Cube	
		D	1051	I	1522			
		E	1077	J	1808			



Chair models marked with this symbol are available for cartoned delivery (additional charges may apply).
Chairs are fully assembled inside the carton except for the pneumatic cylinder that must be inserted into the chair base and into the mechanism (no tools required).

