

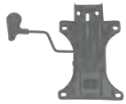
# QTU Series - 3900 Task Chair



QTU Series is the same great chair as QT but with an upholstery over the mesh providing a unique look with the comfort and breathability of mesh. Highly engineered features for seat depth adjustment, back tilt, back angle, seat height, adjustable lumbar support and height adjustable arms are incorporated into a clean contemporary mesh back design. When you consider comfort, quality and value, QTU provides a smart solution.


### SNS Control

Simple Single Lever Control. Standard Cylinder is #3. Optional Seat Slider is \$88, 275 Pound Weight Capacity




### LT Control

Easy 2 Lever Weight Adjusting Control with Standard Seat Slider. Standard Cylinder is #3, 350 Pound Weight Capacity.




### XT Control

Full Function With Independent Seat & Back Angle Adjustment, Integrated Seat Slider. Standard Cylinder is #2, 350 Pound Weight Capacity.



### QA Control

Quick Adjust Control with Standard Seat Slider and Side Tension Adjustment. Standard Cylinder is #3, 350 Pound Weight Capacity.



## Step 1: Mesh Back - Select Mechanism and Textile

	A/Com	B	C	D	E	F	G	H	I	J
3906SNS	816	864	915	966	1002	1041	1098	1237	1465	1705
3906JSLT	879	927	978	1029	1065	1104	1172	1310	1538	1778
3906JSXT	929	979	1029	1080	1116	1156	1212	1351	1578	1818
3906JSQA	929	979	1029	1080	1116	1156	1212	1351	1578	1818

**Step 2: Arms**

No Arms	AT Arms	EP Arms	4D Arms	FA Arms	CC Arms	In/Out Brackets
-63	0	81	81	126	81	27

**Step 3: Seat Size**

Standard	Petite	Tall	Large	Extra Large
18"D x 20"W	16"D x 18"W	20"D x 20"W	19"D x 22"W	21"D x 26"W
0	0	194	253	1567

**Step 4: Foam**

Molded Seat Foam	Resilient Foam	Memory Seat Foam	Memory Seat Foam LG and XL
0	0	114	219

**Step 5: Adjustable Lumbar**

Adjustable Lumbar Support

Standard Integrated

**Step 6: Cylinder**

Low	Intermediate	Mid	Low Stool w/Foot Ring	High Stool w/Foot Ring
3" Range*	4" Range*	5" Range*	8" Range*	10" Range*
0	0	0	158	183

**Step 7: Caster**

Soft Caster	Carpet Caster	Braking Caster	Glides
0	0	81	34

**Step 8: Base**

Low Profile	High Profile	Polished Aluminum
0	0	135

**Step 9: Head Rest**

QTU Head Rest

99

**Step 10: Other Options**

Tailbone Seat Cutout	Special Seat	CAL TB133
158	158	56



**GOOD**  
816

3906SNS-A



**BETTER**  
879

3906JSLT-A



**BEST**  
929

3906JSXT-A

Arms - Seat Size - Foam - Cylinder - Caster - Base - Head Rest - Other Options

Build \_\_\_\_\_

Standard Feature

\* See Page 57 For Detailed Dimensions