

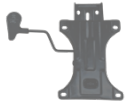
QTU Series - 3900 Task Chair



QTU Series is the same great chair as QT but with an upholstery over the mesh providing a unique look with the comfort and breathability of mesh. Highly engineered features for seat depth adjustment, back tilt, back angle, seat height, adjustable lumbar support and height adjustable arms are incorporated into a clean contemporary mesh back design. When you consider comfort, quality and value, QTU provides a smart solution.

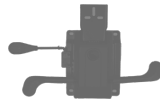
SNS Control

Simple Single Lever Control. Standard Cylinder is #3. Optional Seat Slider is \$62, 275 Pound Weight Capacity



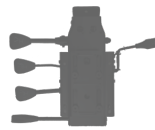
WT Control

Easy 2 Lever Weight Adjusting Control with Standard Seat Slider. Standard Cylinder is #3, 300 Pound Weight Capacity.



XT Control

Full Function With Independent Seat & Back Angle Adjustment, Integrated Seat Slider. Standard Cylinder is #2, 300 Pound Weight Capacity.



QA Control

Quick Adjust Control with Standard Seat Slider and Side Tension Adjustment. Standard Cylinder is #3, 300 Pound Weight Capacity.



Step 1: Mesh Back - Select Mechanism and Textile

	A/Com	B	C	D	E	F	G	H	I	J
3906SNS	729	762	799	836	863	892	934	1030	1143	1201
3906JSWT	785	818	855	892	919	948	990	1086	1199	1257
3906JSXT	830	863	900	937	964	993	1035	1130	1244	1302
3906JSQA	830	863	900	937	964	993	1035	1130	1244	1302

Step 2: Arms

No Arms	AT Arms	EP Arms	4D Arms	FA Arms	CC Arms	In/Out Brackets
-50	0	64	64	100	64	22

Step 3: Seat Size

Standard	Petite	Tall	Large	Extra Large
19"D x 20"W	17"D x 18"W	22"D x 20"W	20"D x 22"W	21.5"D x 26"W
0	0	155	202	1248

Step 4: Foam

Molded Seat Foam	Resilient Foam	Memory Seat Foam	Memory Seat Foam LG and XL
0	0	78	149

Step 5: Adjustable Lumbar

Adjustable Lumbar Support

Standard Integrated

Step 6: Cylinder

Low	Intermediate	Mid	Low Stool w/Foot Ring	High Stool w/Foot Ring
16" to 19"	17" to 21"	18" to 23"	22" to 30"	24" to 34"
0	0	0	125	145

Step 7: Caster

Soft Caster	Carpet Caster	Braking Caster	Glides
0	0	64	27

Step 8: Base

Low Profile	High Profile	Polished Aluminum
0	0	108

Step 9: Head Rest

QTU Head Rest
78

Step 10: Other Options

Tailbone Seat Cutout	Contour Seat	Special Seat	CAL TB133
125	125	125	44



GOOD
729

3906SNS-A



BETTER
785

3906JSWT-A



BEST
830

3906JSXT-A

Arms - Seat Size - Foam - Cylinder - Caster - Base - Head Rest - Other Options

Build _____ - _____ - _____ - _____ - _____ - _____ - _____ - _____

Standard Feature