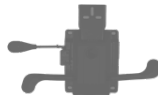


Pursue Series - 3600

Task Chair

Pursue series is a brilliant combination of design and function at an affordable price. Pursue comes standard with an integrated lumbar support and adjustable height arms. Like most ECD seating, Pursue is available in multiple sizes with additional options for foam, arm and mechanisms for enhanced flexibility. Pursue is offered in both black and grey mesh.

SNS Control
 Simple Single Lever Control. Standard Cylinder is #3. Optional Seat Slider is \$88, 275 Pound Weight Capacity



LT Control
 Easy 2 Lever Weight Adjusting Control with Standard Seat Slider. Standard Cylinder is #3, 350 Pound Weight Capacity.



QA Control
 Quick Adjust Control with Standard Seat Slider and Side Tension Adjustment. Standard Cylinder is #3, 350 Pound Weight Capacity.

Step 1: Black Mesh - Select Mechanism and Textile

	A/Com	B	C	D	E	F	G	H	I	J
3606SNS	584	602	644	680	708	736	777	878	940	1311
3606JSLT	639	656	699	735	762	790	831	932	995	1365
3606JSQA	685	703	745	781	808	836	878	978	1041	1412



Step 2: Arms

No Arms	AT Arms	EP Arms	4D Arms	FA Arms	CC Arms	In/Out Brackets
-63	0	81	81	126	81	27

Step 3: Seat Size

Standard	Petite	Tall	Large	Extra Large
18"D x 20"W	16"D x 18"W	20"D x 20"W	19"D x 22"W	21"D x 26"W
0	0	194	253	Not Available

Step 4: Foam

Molded Seat Foam	Resilient Foam	Memory Seat Foam	Memory Seat Foam LG
0	0	114	219

Step 5: Adjustable Lumbar

Adjustable Lumbar Support

Standard Integrated

Step 6: Cylinder

Low	Intermediate	Mid	Low Stool w/Foot Ring	High Stool w/Foot Ring
3" Range*	4" Range*	5" Range*	8" Range*	10" Range*
0	0	0	158	183

Step 7: Caster

Soft Caster	Carpet Caster	Braking Caster	Glides
34	0	81	34

Step 8: Base

Low Profile	High Profile	Polished Aluminum
0	0	135

Step 9: Head Rest

Pursue Head Rest

99

Step 10: Other Options

Tailbone Seat Cutout	Special Seat	CAL TB133
158	158	56



GOOD

584

3606SNS-A



BETTER

639

3606JSLT-A



BEST

685

3606JSQA-A

Arms - Seat Size - Foam - Cylinder - Caster - Base - Head Rest - Other Options

Build _____

Standard Feature


* See Page 57 For Detailed Dimensions

Pursue Series - 3700


Task Chair

Pursue series is a brilliant combination of design and function at an affordable price. Pursue comes standard with an integrated lumbar support and adjustable height arms. Like most ECD seating, Pursue is available in multiple sizes with additional options for foam, arm and mechanisms for enhanced flexibility. Pursue is offered in both black and grey mesh.

SNS Control
 Simple Single Lever Control. Standard Cylinder is #3. Optional Seat Slider is \$88, 275 Pound Weight Capacity



LT Control
 Easy 2 Lever Weight Adjusting Control with Standard Seat Slider. Standard Cylinder is #3, 350 Pound Weight Capacity.



QA Control
 Quick Adjust Control with Standard Seat Slider and Side Tension Adjustment. Standard Cylinder is #3, 350 Pound Weight Capacity.

Step 1: Grey Mesh - Select Mechanism and Textile

	A/Com	B	C	D	E	F	G	H	I	J
3706SNS	584	602	644	680	708	736	777	878	940	1311
3706JSLT	639	656	699	735	762	790	831	932	995	1365
3706JSQA	685	703	745	781	808	836	878	978	1041	1412



Step 2: Arms

No Arms	AT Arms	EP Arms	4D Arms	FA Arms	CC Arms	In/Out Brackets
-63	0	81	81	126	81	27

Step 3: Seat Size

Standard	Petite	Tall	Large	Extra Large
18"D x 20"W	16"D x 18"W	20"D x 20"W	19"D x 22"W	21"D x 26"W
0	0	194	253	Not Available

Step 4: Foam

Molded Seat Foam	Resilient Foam	Memory Seat Foam	Memory Seat Foam LG
0	0	114	219

Step 5: Adjustable Lumbar

Adjustable Lumbar Support

Standard Integrated

Step 6: Cylinder

Low	Intermediate	Mid	Low Stool w/Foot Ring	High Stool w/Foot Ring
3" Range*	4" Range*	5" Range*	8" Range*	10" Range*
0	0	0	158	183

Step 7: Caster

Soft Caster	Carpet Caster	Braking Caster	Glides
34	0	81	34

Step 8: Base

Low Profile	High Profile	Polished Aluminum
0	0	135

Step 9: Head Rest

Pursue Head Rest

99

Step 10: Other Options

Tailbone Seat Cutout	Special Seat	CAL TB133
158	158	56



GOOD

584

3706SNS-A



BETTER

639

3706JSLT-A



BEST

685

3706JSQA-A

Arms - Seat Size - Foam - Cylinder - Caster - Base - Head Rest - Other Options

Build _____

Standard Feature

* See Page 57 For Detailed Dimensions