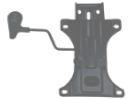


# QT Series - 2900 Task Chair



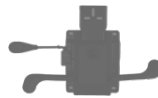
QT Series adjusts fully to support both task and conference room applications. Highly engineered features for seat depth adjustment, back tilt, back angle, seat height, adjustable lumbar support and height adjustable arms are incorporated into a clean contemporary mesh back design. When you consider comfort, quality and value, QT provides a smart solution.

### SNS Control



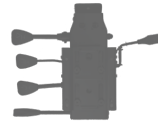
Simple Single Lever Control. Standard Cylinder is #2. Optional Seat Slider is \$88, 275 Pound Weight Capacity

### LT Control



Easy 2 Lever Weight Adjusting Control with Standard Seat Slider. Standard Cylinder is #2, 300 Pound Weight Capacity.

### XT Control



Full Function With Independent Seat & Back Angle Adjustment, Integrated Seat Slider. Standard Cylinder is #2, 300 Pound Weight Capacity.

### QA Control



Quick Adjust Control with Standard Seat Slider and Side Tension Adjustment. Standard Cylinder is #2, 300 Pound Weight Capacity.

## Step 1: Mesh Back - Select Mechanism and Textile

	A/Com	B	C	D	E	F	G	H	I	J
2906SNS	718	737	778	815	842	869	912	1011	1074	1446
2906JSLT	781	800	841	878	905	933	974	1074	1137	1508
2906JSXT	831	850	891	927	955	983	1025	1125	1187	1559
2906JSQA	831	850	891	927	955	983	1025	1125	1187	1559

**Step 2: Arms**

No Arms	AT Arms	EP Arms	Grey Arms	4D Arms	FA Arms	CC Arms	In/Out Brackets
-63	0	81	81	81	126	81	27

**Step 3: Seat Size**

Standard	Petite	Tall	Large	Extra Large
18"D x 20"W	16"D x 18"W	20"D x 20"W	19"D x 22"W	21"D x 26"W
0	0	194	253	1567

**Step 4: Foam**

Molded Seat Foam	Resilient Foam	Memory Seat Foam	Memory Seat Foam LG and XL
0	0	114	219

**Step 5: Adjustable Lumbar**

Adjustable Lumbar Support

Standard Integrated

**Step 6: Cylinder**

Low	Intermediate	Mid	Low Stool w/Foot Ring	High Stool w/Foot Ring
3" Range*	4" Range*	5" Range*	8" Range*	10" Range*
0	0	0	158	183

**Step 7: Caster**

Soft Caster	Carpet Caster	Braking Caster	Glides
0	0	81	34

**Step 8: Base**

Low Profile	High Profile	Grey Base	Polished Aluminum
0	0	135	135

**Step 9: Head Rest**

QT Head Rest

99

**Step 10: Other Options**

Tailbone Seat Cutout	Special Seat	CAL TB133
158	158	56



**GOOD**

**718**

2906SNS-A



**BETTER**

**781**

2906JSLT-A



**BEST**

**831**

2906JSXT-A

Arms - Seat Size - Foam - Cylinder - Caster - Base - Head Rest - Other Options

Build \_\_\_\_\_ - \_\_\_\_\_ - \_\_\_\_\_ - \_\_\_\_\_ - \_\_\_\_\_ - \_\_\_\_\_ - \_\_\_\_\_ - \_\_\_\_\_

Standard Feature

\* See Page 49 For Detailed Dimensions