

## Alexis Series - 200

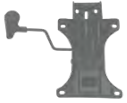
### Task Chair



Smart, Classic, Comfortable. This Alexis chair design was the result of many hours of research by corporate ergonomists along with health and safety individuals from what was then Hughes Aircraft. The Alexis Series was the first product to truly raise the ergonomic bar by adding comfort to the many necessary adjustments required for the computer intensive worker. Alexis is available in low, mid and high back with a wide variety of arm, mechanism and other options.


#### Control

Simple Single Lever Control. Standard Cylinder is #2. Optional Seat Slider is \$88, 275 Pound Weight Capacity




#### LT Control

Easy 2 Lever Weight Adjusting Control with Standard Seat Slider. Standard Cylinder is #2, 300 Pound Weight Capacity.




#### XT Control

Full Function With Independent Seat & Back Angle Adjustment, Integrated Seat Slider. Standard Cylinder is #2 300 Pound Weight Capacity.



#### QA Control

Quick Adjust Control with Standard Seat Slider and Side Tension Adjustment. Standard Cylinder is #2, 300 Pound Weight Capacity.



### Step 1: Low Back - Select Mechanism and Textile

	A/Com	B	C	D	E	F	G	H	I	J
202SNS	876	907	944	986	1007	1035	1076	1177	1576	2012
202JSLT	941	972	1009	1050	1073	1100	1141	1241	1641	2077
202JSXT	992	1025	1061	1103	1124	1152	1194	1294	1693	2128
202JSQA	992	1025	1061	1103	1124	1152	1194	1294	1693	2128

### Step 1: Mid Back - Select Mechanism and Textile

	A/Com	B	C	D	E	F	G	H	I	J
206SNS	949	975	1015	1054	1085	1116	1162	1271	1630	2018
206JSLT	1014	1041	1080	1118	1150	1180	1227	1335	1695	2082
206JSXT	1065	1092	1132	1171	1201	1233	1278	1387	1747	2135
206JSQA	1065	1092	1132	1171	1201	1233	1278	1387	1747	2135

### Step 1: High Back - Select Mechanism and Textile

	A/Com	B	C	D	E	F	G	H	I	J
209SNS	1019	1062	1112	1161	1196	1231	1288	1422	1755	2087
209JSLT	1084	1126	1176	1226	1260	1295	1353	1486	1820	2155
209JSXT	1136	1178	1229	1277	1313	1347	1405	1538	1872	2205
209JSQA	1136	1178	1229	1277	1313	1347	1405	1538	1872	2205

**Step 2: Arms**

No Arms	AT Arms	EP Arms	Grey Arms	4D Arms	FA Arms	CC Arms
-143	-81	0	0	0	45	0

**Step 3: Seat Size**

Standard	Petite	Tall	Large	Extra Large
18"D x 20"W	16"D x 18"W	20"D x 20"W	19"D x 22"W	21"D x 26"W
0	0	194	253	1567

**Step 4: Foam**

Molded Seat Foam	Resilient Foam	Memory Seat Foam	Memory Seat Foam LG and XL
0	0	114	219

**Step 5: Adjustable Lumbar**

Adjustable Lumbar Support  
142

**Step 6: Cylinder**

Low	Intermediate	Mid	Low Stool w/Foot Ring	High Stool w/Foot Ring
3" Range*	4" Range*	5" Range*	8" Range*	10" Range*
0	0	0	158	183

**Step 7: Caster**

Soft Caster	Carpet Caster	Braking Caster	Glides
34	0	81	34

**Step 8: Base**

Low Profile	High Profile	Grey Base	Polished Aluminum
0	0	135	135

**Step 9: Head Rest**

Pillow Head Rest	Ratchet Head Rest
152	572

**Step 10: Other Options**

Tailbone Seat Cutout	Special Seat or Back	CAL TB133
158	158	108



**GOOD**  
795

202SNS-A OPAT



**BETTER**  
1014

206JSLT-A



**BEST**  
1278

209JSXT-A OPAL

Arms - Seat Size - Foam - Adjustable Lumbar - Cylinder - Caster - Base - Head Rest - Other Options

Build \_\_\_\_\_ - \_\_\_\_\_ - \_\_\_\_\_ - \_\_\_\_\_ - \_\_\_\_\_ - \_\_\_\_\_ - \_\_\_\_\_ - \_\_\_\_\_

**Standard Feature**

**\* See Page 49 For Detailed Dimensions**