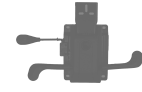


LAB PRO

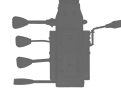
Lab Pro is our upgraded lab specific designed chair. Lab Pro utilizes a contour seat for all day comfort and our highly ergonomic XT control for maximum adjustment.



CONTROLS



JSLT CONTROL
Easy 2 lever weight adjusting control with standard slider. Standard Cylinder is #2, 350 pound weight capacity.



JSXT CONTROL
Full Function With Independent Seat & Back Angle Adjustment, Integrated Seat Slider. Standard Cylinder is #2, 350 Pound Weight Capacity.

ARMS



FA ARM

Fold away arm with height and width adjustments.



AT ARM

Height adjustable with available width adjustment.



EP ARM


360 button controlled pivoting arm pad with height and width adjustments.



4D ARM

Height and width adjustable with pivoting arm cap. Arm cap also moves forward and backward in and out.

Lab Pro





Lab Pro is a high-performance laboratory chair engineered for comfort, durability, and precision. Designed for professionals who spend long hours in technical or research environments, Lab Pro features advanced ergonomic support, adjustable controls, and premium materials that promote proper posture and all-day comfort. It's the ideal seating solution for modern labs that demand both functionality and style.