


## LAB MINI

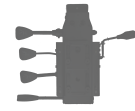
Small but comfortable, Lab Mini is the ideal solution for compact laboratory environments.

The Lab Mini controls allow for multiple adjustments including seat and back height adjustment creating the right fit for most all users.

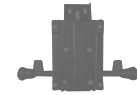
## CONTROLS



**JSLT CONTROL**  
Easy 2 lever weight adjusting control with standard slider. Standard Cylinder is #2, 350 pound weight capacity.



**JSXT CONTROL**  
Full Function With Independent Seat & Back Angle Adjustment, Integrated Seat Slider. Standard Cylinder is #2, 350 Pound Weight Capacity.



**JSQA CONTROL**  
Quick adjust control with standard seat slider and side tension adjustment. Standard cylinder is #2, 350 pound weight capacity.



# Lab Mini





Compact, durable, and purpose-built for technical workspaces, the Lab Mini chair delivers smart design in a small package. Its lightweight frame and efficient footprint make it ideal for labs, production areas, and collaborative stations where every inch counts.



The Lab Mini combines ergonomic comfort with modern styling for today's most demanding environments.

