





**QT**

QT Series adjusts fully to support both task and conference room applications. Highly engineered features for seat depth adjustment, back tilt, back angle, seat height, adjustable lumbar support and height adjustable arms are incorporated into a clean contemporary mesh back design.

When you consider comfort, quality and value, QT provides a smart solution.



**CONTROLS**

 <p><b>JSLT CONTROL</b> Easy 2 lever weight adjusting control with standard slider. Standard Cylinder is #2, 350 pound weight capacity.</p>	 <p><b>JSQA CONTROL</b> Quick adjust control with standard seat slider and side tension adjustment. Standard cylinder is #2, 350 pound weight capacity.</p>
 <p><b>SNS CONTROL</b> Easy 2 Lever Weight Adjusting Control. Standard Cylinder is #2, 350 Pound Weight Capacity.</p>	 <p><b>JSXT CONTROL</b> Full Function With Independent Seat &amp; Back Angle Adjustment, Integrated Seat Slider. Standard Cylinder is #2, 350 Pound Weight Capacity.</p>

**ARMS**

 <p><b>FA ARM</b> Fold away arm with height and width adjustments.</p>	 <p><b>AT ARM</b> Height adjustable with available width adjustment.</p>	 <p><b>CC ARM</b> Padded urethane conference arm.</p>
 <p><b>EP ARM</b> 360 button controlled pivoting arm pad with height and width adjustments.</p>	 <p><b>4D ARM</b> Height and width adjustable with pivoting arm cap. Arm cap also moves forward and backward in and out.</p>	 <p><b>ALUMINUM CC ARM</b> Height/width adjustable with pivoting arm cap. Arm moves forward, backward, in and out.</p>
 <p><b>GREY ARM</b> Height/width adjustable with pivoting arm cap. Arm moves forward, backward, in and out.</p>		



The QT Series is a sophisticated ergonomic seating solution designed to perform seamlessly in both task and conference environments. Engineered for superior comfort and personalized support.



QT features a fully adjustable design including seat depth, back tilt, back angle, and height-adjustable arms. Its integrated lumbar support and breathable mesh back promote all-day comfort, while the clean, contemporary aesthetic makes it a perfect fit for modern offices and collaborative workspaces.